



Pidilite Industries Ltd.

Q1 FY17

Earnings Presentation



This presentation may contain statements which reflect the management's current views and estimates and could be construed as forward looking statements.

The future involves certain risks and uncertainties that could cause actual results to differ materially from the current views being expressed.

Potential risks and uncertainties include such factors as general economic conditions, foreign exchange fluctuations, competitive product and pricing pressures and regulatory developments.



Q1 FY17

Financial Highlights



Q1 FY17 Earnings Summary



	Gross Revenue*	EBITDA	PBT **	PAT
Standalone	Rs 1489 Cr	Rs 387 Cr	Rs 386 Cr	Rs 272 Cr
YoY Growth	+ 7.1 %	+ 18.6 %	+ 21.7 %	+ 20.3 %
Consolidated	Rs 1691 Cr	Rs 394 Cr	Rs 389 Cr	Rs 271 Cr
YoY Growth	+ 8.6 %	+ 15.2 %	+ 18.1 %	+ 15.8 %

Figures reported are Ind AS compliant

* Gross Revenue includes other operating income

** PBT is before exceptional items

Standalone

- Gross Revenue grew by 7.1% in Q1.
- EBITDA grew by 18.6% in Q1 as compared to last year, due to reduction in input costs.

Consolidated

- Gross Revenue grew by 8.6% in Q1.
- Material cost, as a % to sale, is lower than same quarter last year by 388 Bps mainly on account of lower prices of key raw materials.
- EBITDA grew by 15.2% in Q1.

Ind AS – Reconciliation of Standalone Results



A reconciliation of the **Standalone** results of last year to those reported under previous GAAP are summarised as under:

Rs Crores

Particulars	For the Quarter ended	
	30.06.2015	
Profit after tax as reported under previous GAAP		219.54
1 Impact of measuring investments at Fair Value through Profit or Loss (FVTPL)	3.89	
2 Impact of reversal of amortization of intangible assets due to change in estimate	6.67	
3 Deferred tax impact	(2.05)	
4 Others	(1.62)	6.89
Profit after tax as reported under Ind AS		226.43
Other Comprehensive Income		(0.14)
Total Comprehensive Income as reported under Ind AS		226.29

Ind AS – Reconciliation of Consolidated Results



A reconciliation of the **Consolidated** results of last year to those reported under previous GAAP are summarised as under:

Rs Crores

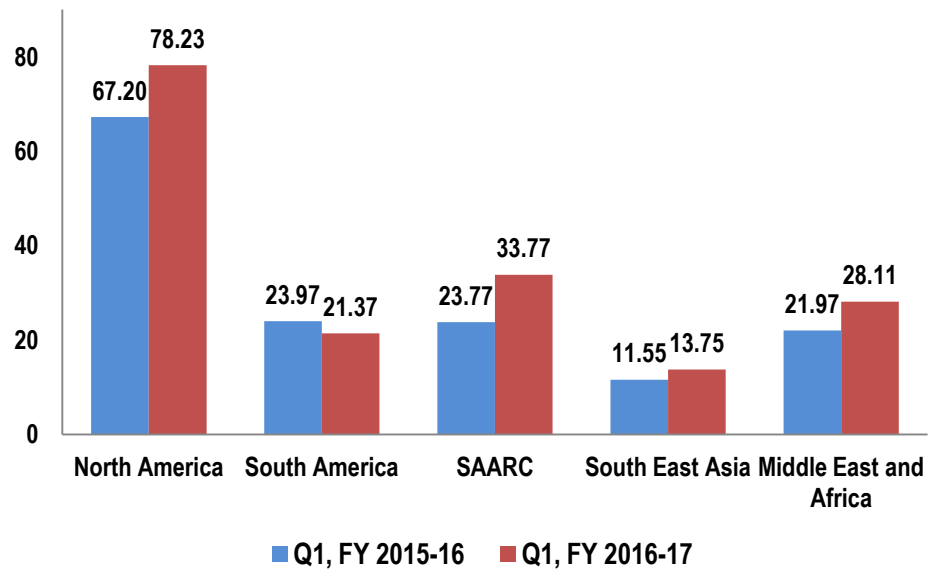
Particulars	For the Quarter ended	
	30.06.2015	
Profit after tax as reported under previous GAAP		225.53
1 Impact of measuring investments at Fair Value through Profit or Loss (FVTPL)	3.89	
2 Impact of reversal of amortization of intangible assets due to change in estimate	7.86	
3 Deferred tax impact	(2.22)	
4 Others	(0.50)	9.03
Profit after tax as reported under Ind AS		234.56
Other Comprehensive Income		(0.14)
Total Comprehensive Income as reported under Ind AS		234.42

Q1 FY17 Overseas Performance

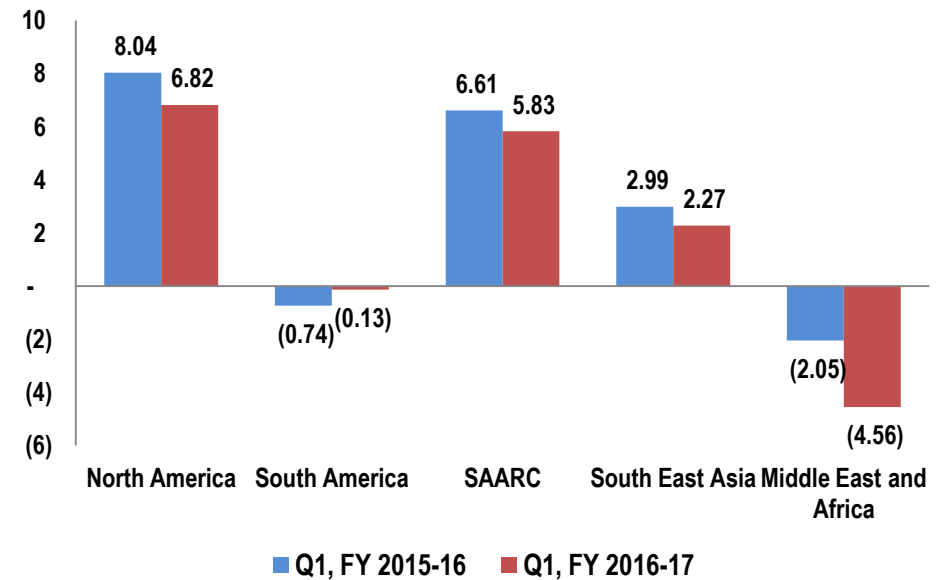


(in INR Crores)

Sales



EBITDA



Figures are reported as per constant currency

Company Overview



Company Overview




Brand established in 1959.
Pioneer in Consumer and
Specialty Chemicals

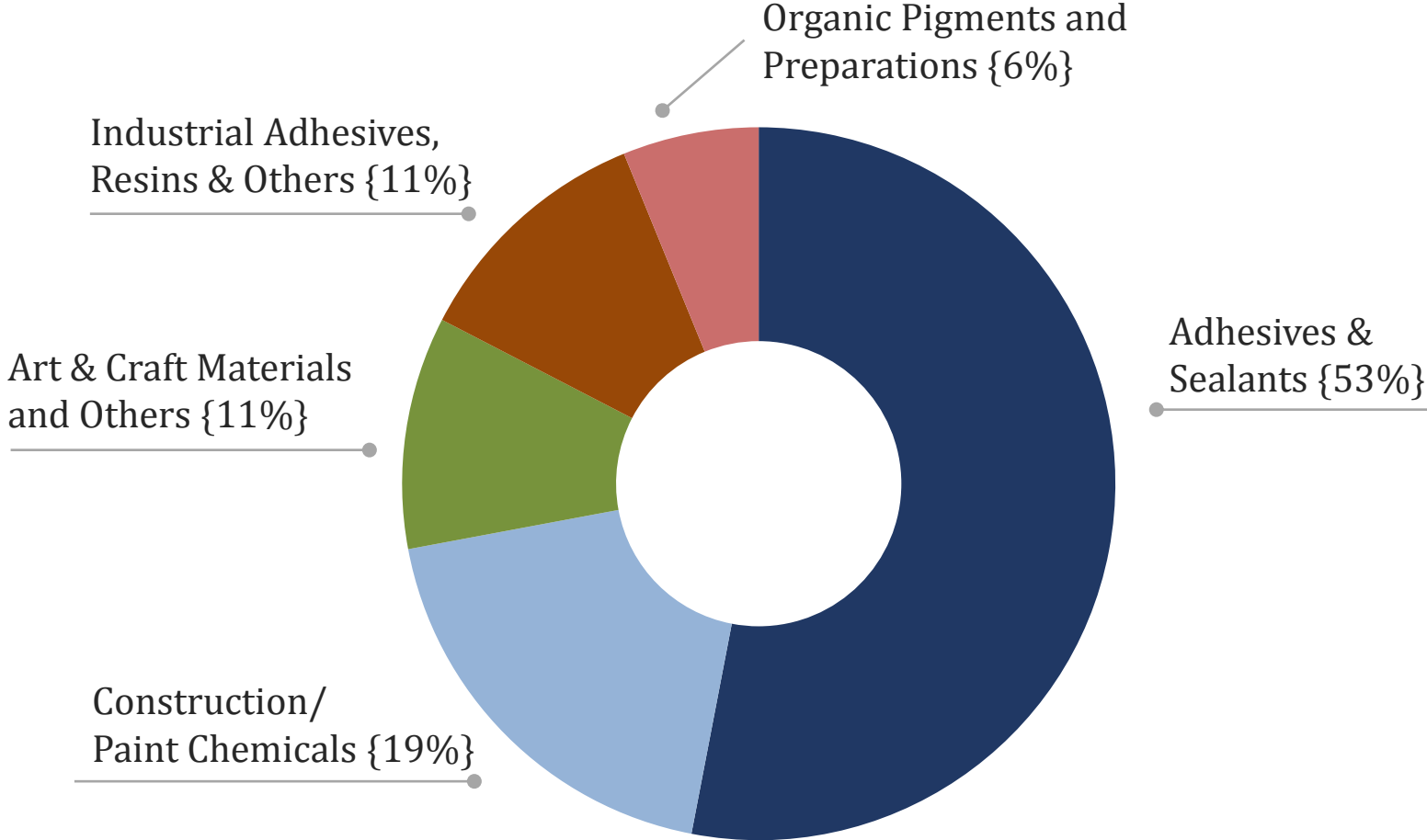
Adhesives & sealants,
construction chemicals, art &
craft products and polymer
emulsions

History of creating strong
brands

Among the most trusted brands in
the country. Other big brands include
Dr. Fixit, M-seal and Fevikwik



Industry Segment Composition as on March 2016



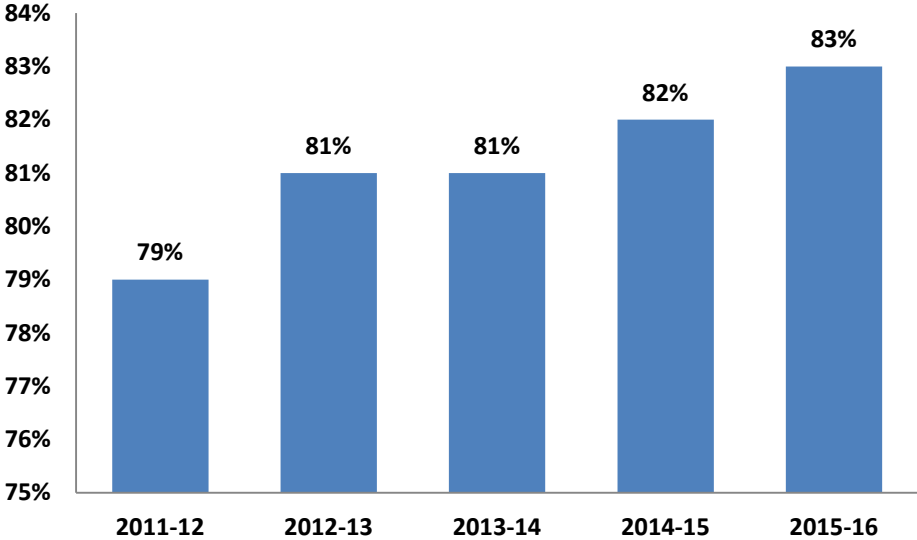
Numbers represent Percentage of Total Net Revenue

5-Year Performance by Business Segments

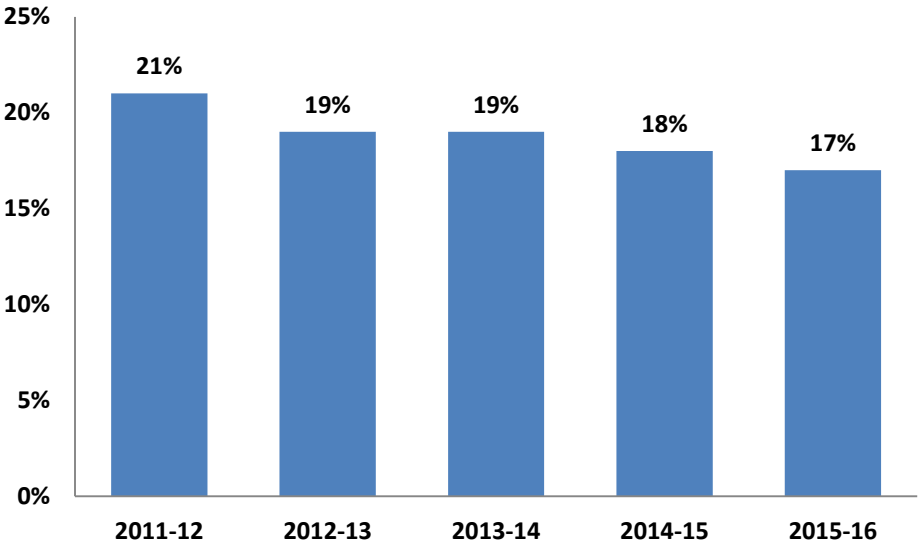


Numbers represent Percentage of Total Net Revenue

Consumer and Bazaar Products



Industrial Products



Domestic Presence – India operations

- **5500+** SKUs of **500** products
- Gross Turnover of **Rs. 5,039 Cr** for FY16
- **20** plants, **28** Co-makers
- **7000** distributors
- **30** warehouses
- **8** regional offices

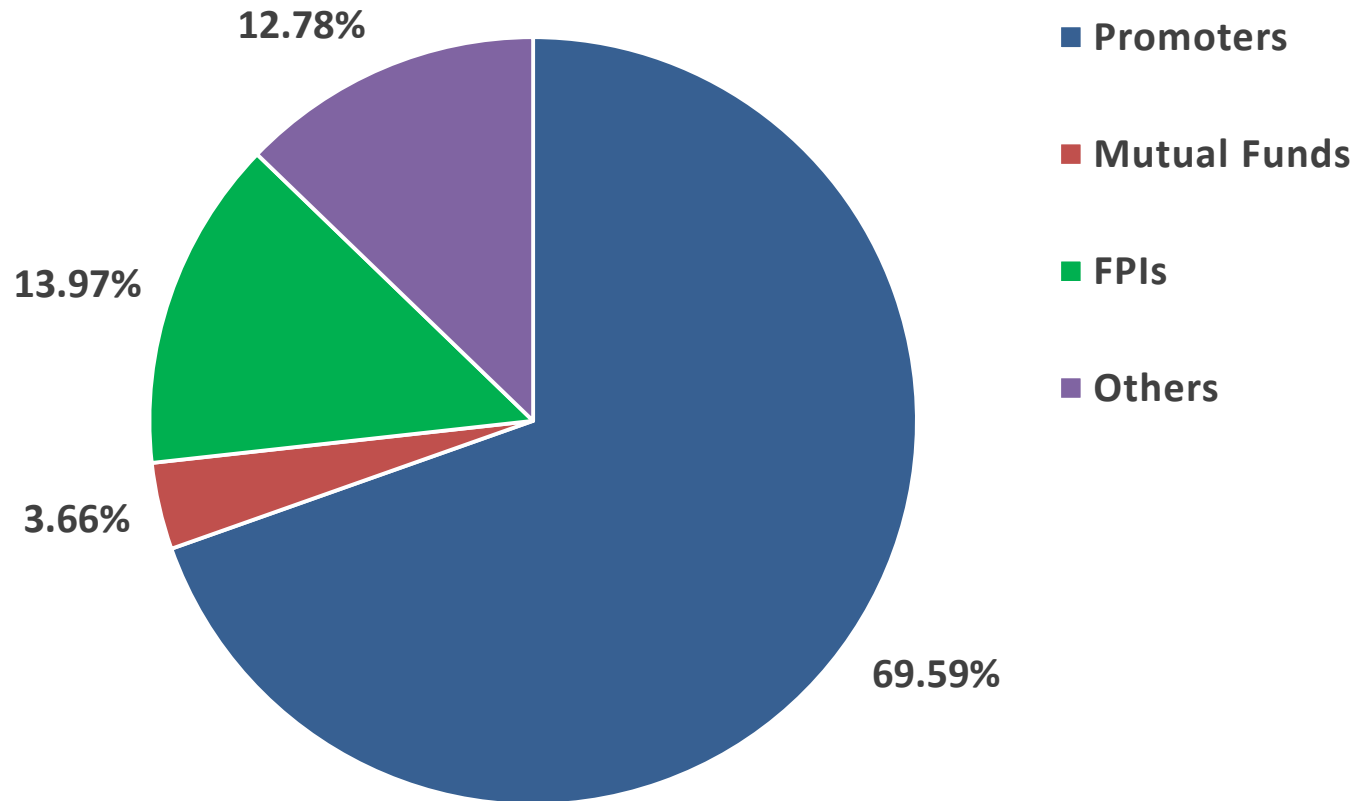


- Exports to more than **60** countries. Major exports to Middle East, Africa, USA & Europe
- Export Turnover of **Rs. 452 Cr** in **FY16**
- **17** Overseas subsidiaries – 5 Direct and 12 Step down and 1 Joint Venture
- Total revenue from Overseas subsidiaries of **Rs. 582 Cr** in **FY16**
- International manufacturing facility in USA, Thailand, Dubai, Brazil, Egypt and Bangladesh
- **Specific focus on Africa, Middle east, SAARC and emerging Asia**

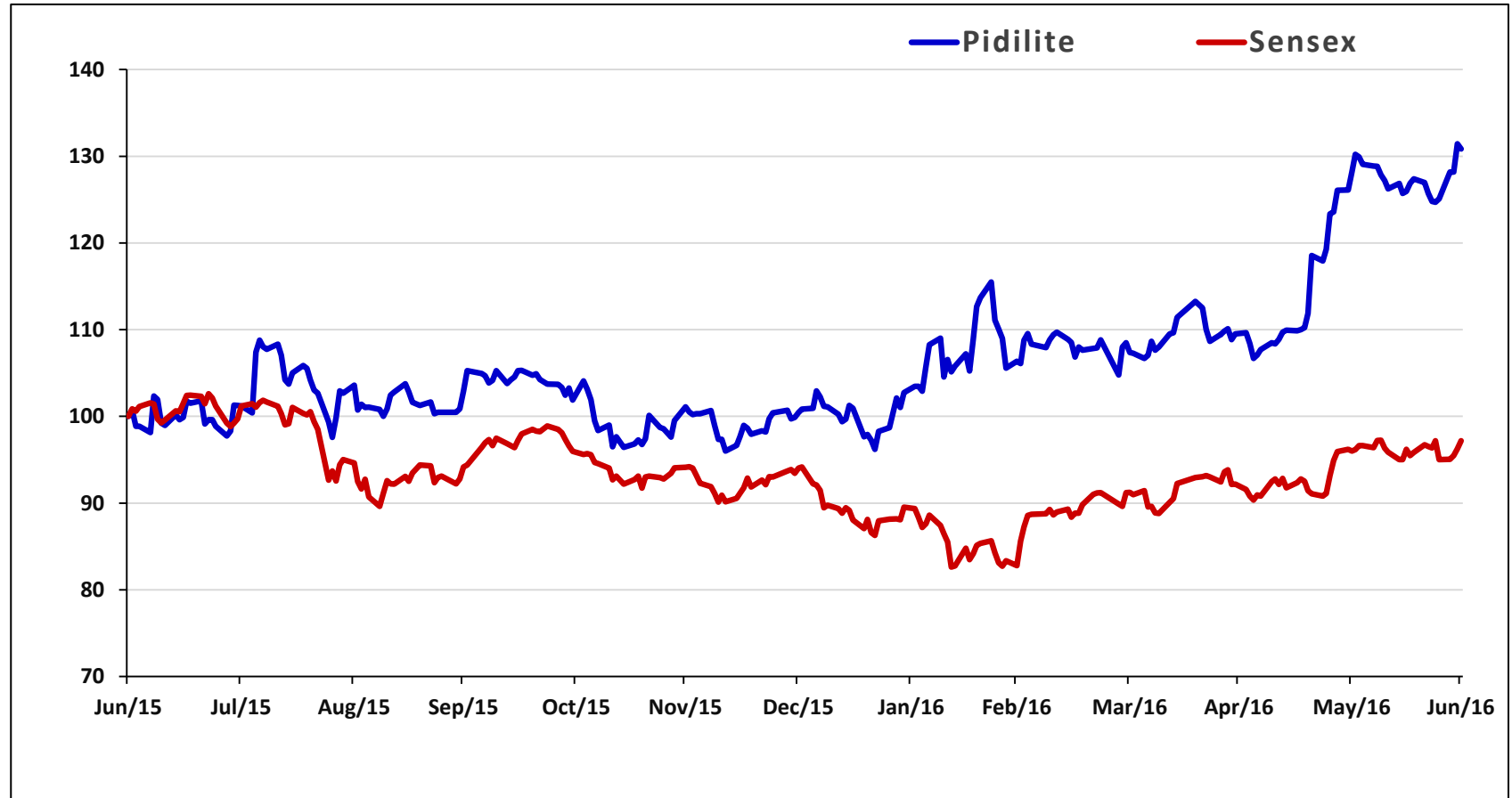
- Consistent and effective brand building activities across various categories (a) Consumer Adhesives & Sealants (b) Craftsmen Adhesives (c) Waterproofing Chemicals (d) Hobby & Craft Colours
- Several of the brands are well-known in respective categories (Fevicol, Fevikwik, M-Seal, Dr Fixit, Fevicryl, etc.)
- Award winning advertisements resulting in mass appeal of brands across all segments and geographies
- Significant relationship building activities with end users and influencers
- Extensive grass root contact with end-users to promote usage of products and brands.



Shareholding Pattern as of June 30, 2016

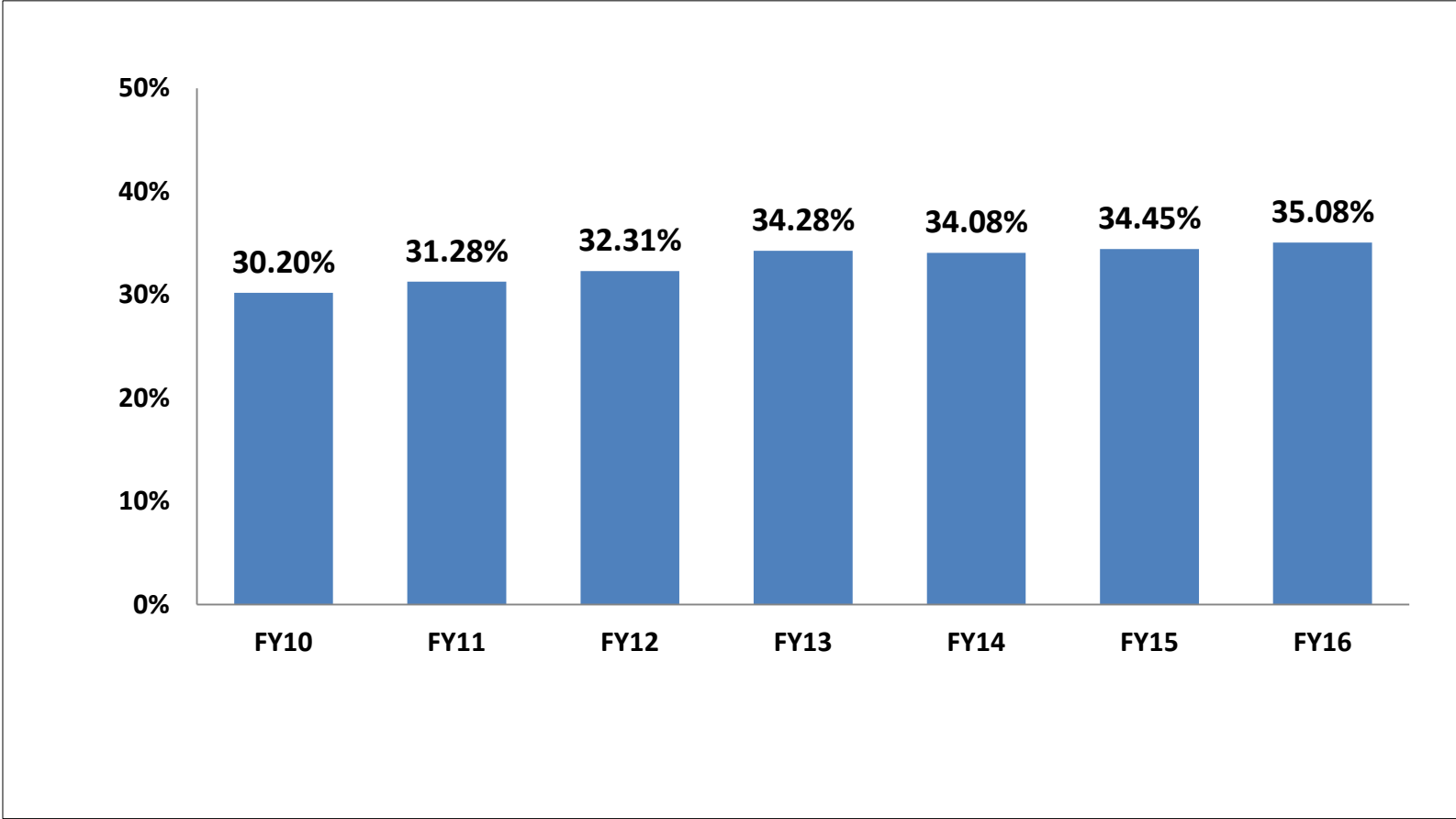


Share Price Movement



Rebased to 100

Backed by consistent dividend payouts



Investor Contacts



CIN : L24100MH1969PLC014336

Investor Relations - investor.relations@pidilite.co.in

Savithri Parekh, Company Secretary

Ramkrishna Mandir Road, Off Mathuradas Vasanji Road,
Andheri (E), Mumbai - 400 059.

Phone : +91 22 67697000

Fax : +91 22 28216007

The ultimate adhesive

