

KHANNA & PANCHMIA

CHARTERED ACCOUNTANTS

A Wing, First Floor, Vilco Centre, Subhash Road, Vile Parle (E), Mumbai - 400 057

Tel: 9321433372 || Email: office@knpca.com

INDEPENDENT AUDITORS' REPORT

**To the Members of
ICA Pidilite Private Limited**

Report on the Standalone Ind AS Financial Statements

Opinion

We have audited the accompanying Standalone Ind AS financial statements of **ICA Pidilite Private Limited** ("the Company"), which comprise the Balance Sheet as at 31st March, 2024, the Statement of Profit and Loss (including Other comprehensive Income), the Cash Flow Statement and the statement of changes in the Equity for the year then ended and a summary of the significant accounting policies and other explanatory information.

In our opinion and to the best of our information and according to the explanations given to us, the aforesaid Standalone Ind AS financial statements give the information required by the Companies Act, 2013 ("the Act") in the manner so required and give a true and fair view in conformity with the Indian Accounting Standard prescribed under section 133 of the Act read together with the Companies (Indian Accounting Standard) Rules, 2015, (Ind AS) and other accounting principles generally accepted in India, of the state of affairs of the Company as at 31st March, 2024, and its profit, total comprehensive income, its cash flows and changes in the equity for the year ended on that date.

Basis for Opinion

We conducted our audit of the Standalone Ind AS financial statements in accordance with the Standards on Auditing specified under section 143(10) of the Act (SAs). Our responsibilities under those Standards are further described in the *Auditor's Responsibilities for the Audit of the Standalone Ind AS Financial Statements* section of our report. We are independent of the Company in accordance with the Code of Ethics issued by the Institute of Chartered Accountants of India (ICAI) together with the independence requirements that are relevant to our audit of the Standalone Ind AS financial statements under the provisions of the Act and the Rules made thereunder, and we have fulfilled our other ethical responsibilities in accordance with these requirements and the ICAI's Code of Ethics. We believe that the audit evidence we have obtained is sufficient and appropriate to provide a basis for our audit opinion on the Standalone Ind AS financial statements.

Information Other than the Standalone Ind AS Financial Statements and Auditor's Report thereon

The Company's Board of Directors is responsible for the preparation of the other information. The other information comprises the information included in the Management Discussion and Analysis, Board's Report including Annexures to Board's Report, Business Responsibility Report, Corporate Governance and Shareholder's Information, but does not include the Standalone Ind AS financial statements and our auditor's report thereon.



Our opinion on the Standalone Ind AS financial statements does not cover the other information and we do not express any form of assurance conclusion thereon.

In connection with our audit of the Standalone Ind AS financial statements, our responsibility is to read the other information and, in doing so, consider whether the other information is materially inconsistent with the Standalone Ind AS financial statements or our knowledge obtained during the course of our audit or otherwise appears to be materially misstated.

If, based on the work we have performed, we conclude that there is a material misstatement of this other information, we are required to report that fact. We have nothing to report in this regard.

Management's Responsibility for the Standalone Ind AS Financial Statements

The Company's Board of Directors is responsible for the matters stated in Section 134 (5) of the Act with respect to the preparation of these Standalone Ind AS financial statements that give a true and fair view of the financial position, financial performance including Other comprehensive Income, cash flows and changes in equity of the Company in accordance with the accounting principles generally accepted in India, including Ind AS. This responsibility also includes maintenance of adequate accounting records in accordance with the provisions of the Act for safeguarding of the assets of the Company and for preventing and detecting frauds and other irregularities; selection and application of appropriate accounting policies; making judgments and estimates that are reasonable and prudent; and design, implementation and maintenance of adequate internal financial controls, that were operating effectively for ensuring the accuracy and completeness of accounting records, relevant to the preparation and presentation of the Standalone Ind AS financial statements that give a true and fair view and are free from material misstatement, whether due to fraud or error.

In preparing the Standalone Ind AS financial statements, management is responsible for assessing the Company's ability to continue as a going concern, disclosing, as applicable, matters related to going concern and using the going concern basis of accounting unless management either intends to liquidate the Company or to cease operations, or has no realistic alternative but to do so.

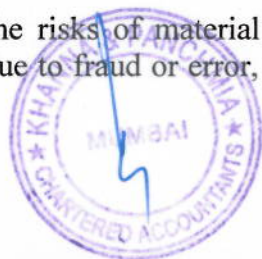
The Board of Directors are responsible for overseeing the Company's financial reporting process.

Auditor's Responsibility for the Audit of Standalone Ind AS Financial statements

Our objectives are to obtain reasonable assurance about whether the standalone Ind AS financial statements as a whole are free from material misstatement, whether due to fraud or error, and to issue an auditor's report that includes our opinion. Reasonable assurance is a high level of assurance, but is not a guarantee that an audit conducted in accordance with SAs will always detect a material misstatement when it exists. Misstatements can arise from fraud or error and are considered material if, individually or in the aggregate, they could reasonably be expected to influence the economic decisions of users taken on the basis of these standalone And AS financial statements.

As part of an audit in accordance with SAs, we exercise professional judgment and maintain professional skepticism throughout the audit. We also:

Identify and assess the risks of material misstatement of the standalone Ind AS financial statements, whether due to fraud or error, design and perform audit procedures responsive to



those risks, and obtain audit evidence that is sufficient and appropriate to provide a basis for our opinion. The risk of not detecting a material misstatement resulting from fraud is higher than for one resulting from error, as fraud may involve collusion, forgery, intentional omissions, misrepresentations, or the override of internal control.

- Obtain an understanding of internal financial controls relevant to the audit in order to design audit procedures that are appropriate in the circumstances. Under section 143(3)(i) of the Act, we are also responsible for expressing our opinion on whether the Company has adequate internal financial controls system in place and the operating effectiveness of such controls.
- Evaluate the appropriateness of accounting policies used and the reasonableness of accounting estimates and related disclosures made by management.
- Conclude on the appropriateness of management's use of the going concern basis of accounting and, based on the audit evidence obtained, whether a material uncertainty exists related to events or conditions that may cast significant doubt on the Company's ability to continue as a going concern. If we conclude that a material uncertainty exists, we are required to draw attention in our auditor's report to the related disclosures in the standalone Ind AS financial statements or, if such disclosures are inadequate, to modify our opinion. Our conclusions are based on the audit evidence obtained up to the date of our auditor's report. However, future events or conditions may cause the Company to cease to continue as a going concern.
- Evaluate the overall presentation, structure and content of the standalone Ind AS financial statements, including the disclosures, and whether the standalone Ind AS financial statements represent the underlying transactions and events in a manner that achieves fair presentation.

Materiality is the magnitude of misstatements in the standalone Ind AS financial statements that, individually or in aggregate, makes it probable that the economic decisions of a reasonably knowledgeable user of the financial statements may be influenced. We consider quantitative materiality and qualitative factors in (i) planning the scope of our audit work and in evaluating the results of our work; and (ii) to evaluate the effect of any identified misstatements in the financial statements.

We communicate with those charged with governance regarding, among other matters, the planned scope and timing of the audit and significant audit findings, including any significant deficiencies in internal control that we identify during our audit.

We also provide those charged with governance with a statement that we have complied with relevant ethical requirements regarding independence, and to communicate with them all relationships and other matters that may reasonably be thought to bear on our independence, and where applicable, related safeguards.




Report on Other Legal and Regulatory Requirements

1. As required by the Companies (Auditor's Report) Order, 2020 ("the Order") issued by the Government of India in terms of Section 143(11) of the Act, we give in the Annexure "A" a statement on the matters specified in paragraphs 3 and 4 of the Order, to the extent applicable.
2. As required by Section 143(3) of the Act, we report that:
 - (a) We have sought and obtained all the information and explanations which to the best of our knowledge and belief were necessary for the purposes of our audit.
 - (b) In our opinion, proper books of account as required by law have been kept by the Company so far as it appears from our examination of those books.
 - (c) The Balance Sheet, Statement of Profit and Loss including Other Comprehensive Income, the Cash Flow Statement and Statement of Changes in Equity dealt with by this Report are in agreement with the books of account.
 - (d) In our opinion, the aforesaid Standalone Ind AS financial statements comply with the Accounting Standards specified under Section 133 of the Act.
 - (e) On the basis of the written representations received from the directors as on 31st March 2024 and taken on record by the Board of Directors, none of the directors is disqualified as on 31st March 2024 from being appointed as a director in terms of Section 164(2) of the Act.
 - (f) With respect to the adequacy of the internal financial controls over financial reporting of the Company and the operating effectiveness of such controls, refer to our separate Report in "Annexure B". Our report expresses an unmodified opinion on the adequacy and operating effectiveness of the Company's internal financial control over financial reporting.
 - (g) With respect to the other matters to be included in the Auditor's Report in accordance with the requirements of section 197(16) of the Act, as amended:

In our opinion and to the best of our information and according to the explanations given to us, the Company has not paid/provided any managerial remuneration under the provisions of section 197 read with schedule V of the Companies Act, 2013, hence reporting under section 197 of the Act is not applicable.

- (h) With respect to the other matters to be included in the Auditor's Report in accordance with Rule 11 of the Companies (Audit and Auditors) Rules, 2014, in our opinion and to the best of our information and according to the explanations given to us:
 - i. The Company has disclosed the impact of pending litigations on its financial position in its Standalone Ind AS financial statements – Refer Note 36 to the Standalone Ind AS financial statements;
 - ii. The Company did not have any long-term contracts including derivative contracts; as such the question of commenting on any material foreseeable losses thereon does not arise;



- iii. There has been no delay in transferring amounts, required to be transferred, to the Investor Education and Protection Fund.
- iv. (a) The Management has represented that, to the best of its knowledge and belief, no funds have been advanced or loaned or invested (either from borrowed funds or share premium or any other sources or kind of funds) by the Company to or in any other person or entity, including foreign entity ("Intermediaries"), with the understanding, whether recorded in writing or otherwise, that the Intermediary shall, whether, directly or indirectly lend or invest in other persons or entities identified in any manner whatsoever by or on behalf of the Company ("Ultimate Beneficiaries") or provide any guarantee, security or the like on behalf of the Ultimate Beneficiaries;
- (b) The Management has represented , that, to the best of its knowledge and belief, no funds have been received by the Company from any person or entity, including foreign entity ("Funding Parties"), with the understanding , whether recorded in writing or otherwise, that the Company shall, whether , directly or indirectly, lend or invest in other persons or entities identified in any manner whatsoever by or on behalf of the Funding Party ("Ultimate Beneficiaries ") or provide any guarantee, security or the like on behalf of the Ultimate Beneficiaries;
- (c) Based on the audit procedures that have been considered reasonable and appropriate in the circumstances, nothing has come to our notice that has caused us to believe that the representations under sub-clause (i) and (ii) of Rule 11 (e), as provided under (a) and (b) above, contain any material misstatement.
- v. (a) The Interim Dividends declared and paid by the Company during the year is in accordance with section 123 of the Companies Act, 2013.
- vi. Based on our examination on test basis of accounting software used by the company for maintaining its books of account for the financial year ended 31st March 2024 we are of the opinion that accounting software has feature of recording audit trail (edit log) facility and same was operated throughout the year in respect of all relevant transactions recorded in software. Further, during our audit we did not come across any instance of audit trail feature being tempered with.

This being first year of maintaining accounts with audit trail reporting requirement relating to preservation of audit trail as per statutory requirement for record retention is not applicable for the financial year ended 31st March 2024.

For KHANNA & PANCHMIA
CHARTERED ACCOUNTANTS
Firm Reg. No. 136041W

Devendra Khanna
Partner

Membership No. 38987
Mumbai, 29th April 2024


UDIN # 24038987BKEQNO7055



Annexure "A" to the Independent Auditor's Report

(Referred to in Paragraph 1 under the heading of "Report on Other Legal and Regulatory Requirements" of our report of even date)

- (i) In respect of the Company's Property, Plant and Equipment and Intangible Assets:
- (a) (A) The Company has maintained proper records showing full particulars, including quantitative details and situation of Property, Plant and Equipment and Right-of-use Assets.
- (B) The Company has maintained proper records showing full particulars of intangible assets.
- (b) The Company has a phased program of physical verification of Property, Plant and Equipment and Right-of-use Assets so to cover all the assets once every three years which, in our opinion, is reasonable having regard to the size of the Company and the nature of its assets. According to the information and explanations given to us, no material discrepancies were noticed on such verification.
- (c) Based on our audit procedures performed for the purpose of reporting the true and fair view of the financial statements and according to information and explanations given by the management, the title deeds of immovable properties are held in the name of the Company.
- (d) The Company has not revalued any of its Property, Plant and Equipment including Right-of-use Assets and intangible assets during the year.
- (e) No proceedings have been initiated during the year or are pending against the Company as at March 31, 2024 for holding any benami property under the Benami Transactions (Prohibition) Act, 1988 (as amended in 2016) and rules made thereunder
- (ii) (a) The physical verification of inventory has been conducted at reasonable intervals by the Management during the year and, in our opinion, the coverage and procedure of such verification by Management is appropriate. The discrepancies noticed on physical verification of inventory as compared to book records were not 10% or more in aggregate for each class of inventory.
- (b) During the year, the Company has been sanctioned working capital limits in excess of Rs. 5 crores, in aggregate from banks or financial institutions on the basis of security of current assets and the quarterly returns or statements filed by the company with such Banks or financial institutions are in agreement with the books of account of the Company.
- (iii) According to the information and explanations given to us, during the year, the Company has neither made any investments in, companies, firms, Limited Liability Partnerships, and nor granted unsecured loans to other parties. Further, the Company has not provided any guarantee or security or granted any advances in the nature of loans, secured or unsecured, to companies, firms, Limited Liability Partnerships or any other parties. Hence reporting under clause 3(iii), (iii)(a), (iii)(b), (iii)(c), (iii)(d), (iii)(e) and (iii)(f) of the Order are not applicable.



- (iv) According to the information and explanations given to us, the Company has not granted any loans, made investment or provided guarantee, which are covered by the provisions of section 185 and 186 of the Companies Act 2013. Hence, reporting under Clause 3(iv) of the Order is not applicable.
- (v) The Company has not accepted any deposits or amounts which are deemed to be deposits from the public. Accordingly, Clause 3(v) of the Order is not applicable.
- (vi) The maintenance of cost records has been specified by the Central Government under section 148(1) of the Companies Act, 2013. We have broadly reviewed the cost records maintained by the Company pursuant to Companies (Cost records and Audit) Rules, 2014 as amended, prescribed by the Central Government under sub-section(1) Of Section 148 of the Companies Act, 2013, and are of opinion that, prima facie, the prescribed cost records have been made and maintained. We have, however, not made a detailed examination of the cost records with a view to determine whether they are accurate or complete.
- (vii) (a) According to the information and explanations given to us and the records of the Company examined by us, in our opinion, the Company has generally been regular in depositing undisputed statutory dues including Goods and Services Tax, Provident Fund, Employees' State Insurance, Income Tax, Sales Tax, Custom duty, Excise duty, value added tax, cess and other statutory dues as applicable with the appropriate authorities. There were no undisputed amounts payable in respect of Goods and Services Tax, Provident Fund, Employees' State Insurance, Income tax, Sales Tax, Customs Duty, Excise Duty, Value Added Tax, Cess and other statutory dues in arrears as at March 31, 2024 for a period of more than six months from the date they become payable.

(b) According to information and explanations given to us and the records of the Company examined by us, in our opinion, there were no dues which have not been deposited in respect of statutory dues referred to in sub-clause (a) above on account of any dispute except as mentioned below-

Name of Statute	Nature of Dues	Amount in Lakhs	Period to which the amount relates	Forum where dispute is pending
The Customs Act, 1962	Customs Duty and Penalty	2,444.65	2016-17 to 2018-19	Cestat
The GST Act 2017	GST	18.00	2020-21	Commissioner Appeal, GST

- (viii) There were no transactions relating to previously unrecorded income that have been surrendered or disclosed as income during the year in the tax assessments under the Income Tax Act, 1961 (43 of 1961).
- (ix) (a) The Company has not defaulted in repayment of loans or other borrowings or in the payment of interest thereon to any lender.
- (b) The Company has not been declared wilful defaulter by any bank or financial institution or government or any government authority.
- (c). The Company has not taken any term loan during the year and there are no



outstanding term loans at the beginning of the year and hence, reporting under clause 3(ix)(c) of the Order is not applicable.

(d) On an overall examination of the financial statements of the Company, funds raised on short-term basis have, prima facie, not been used during the year for long-term purposes by the Company.

(e) On an overall examination of the financial statements of the Company, the Company has not taken any funds from any entity or person on account of or to meet the obligations of its subsidiaries.

(f) According to the information and explanations given to us and procedures performed by us, we report that the Company has not raised loans during the year on the pledge of securities held in its subsidiaries, joint ventures or associate companies.

(x) (a) In our opinion and according to information and explanation given to us, the Company has not raised any moneys by way of initial Public Offer or further public offer (including debt instruments) during the year. Accordingly, Clause 3(x)(a) of the Order is not applicable.

(b) During the year, the Company has not made any preferential allotment or private placement of shares or convertible debentures (fully or partly or optionally) and hence reporting under clause 3(x)(b) of the Order is not applicable.

(xi) (a) During the course of our examination of the books and records of the Company, carried out in accordance with the generally accepted auditing practices in India, and according to the information and explanations given to us, we have neither come across any instance of material fraud by the Company or on the Company, noticed or reported during the year, nor have we been informed of any such case by the Management.

(b) No report under sub-section (12) of section 143 of the Companies Act has been filed in Form ADT-4 as prescribed under rule 13 of Companies (Audit and Auditors) Rules, 2014 with the Central Government, during the year.

(c) According to information and explanations given to us there were no whistle blower complaints received by the Company during the year.

(xii) As the Company is not Nidhi Company, the reporting under clause 3(xii) of the Order is not applicable.

(xiii) In our opinion and according to the information and explanations given to us the Company is in compliance with Section 177 and 188 of the Companies Act, 2013, where applicable, for all transactions with the related parties and the details of related party transactions have been disclosed in the financial statements etc. as required by the applicable accounting standards.

(xiv) (a) In our opinion and according to the information and explanation given to us, the Company has an internal audit system commensurate with the size and nature of its business.

(b) The reports of the Internal Auditor for the period under audit have been considered by us.




- (xv) In our opinion and according to the information and explanations given to us, during the year the Company has not entered into any non-cash transactions with its directors or persons connected with him and hence provisions of section 192 of the Companies Act, 2013 are not applicable.
- (xvi) (a) The Company is not required to be registered under Section 45-IA of the Reserve Bank of India Act, 1934. Accordingly, the reporting under Clause 3(xvi)(a) of the Order is not applicable to the Company.
- (b) The Company has not conducted non-banking financial / housing finance activities during the year. Accordingly, the reporting under Clause 3(xvi)(b) of the Order is not applicable to the Company.
- (c) The Company is not a Core Investment Company (CIC) as defined in the regulations made by the Reserve Bank of India. Accordingly, the reporting under Clause 3(xvi)(c) of the Order is not applicable to the Company.
- (d) In our opinion, there is no Core Investment Company within the Group (as defined in the Core Investment Companies (Reserve Bank) Directions, 2016) and accordingly reporting under clause 3(xvi)(d) of the Order is not applicable.
- (xvii) The Company has not incurred cash loss during the current financial year or in the immediately preceding financial year.
- (xviii) There has been no resignation of the Statutory Auditors of the Company during the year.
- (xix) On the basis of the financial ratios, ageing and expected dates of realisation of financial assets and payment of financial liabilities, other information accompanying the financial statements and our knowledge of the Board of Directors and Management plans and based on our examination of the evidence supporting the assumptions, nothing has come to our attention, which causes us to believe that any material uncertainty exists as on the date of the audit report indicating that Company is not capable of meeting its liabilities existing at the date of balance sheet as and when they fall due within a period of one year from the balance sheet date. We, however, state that this is not an assurance as to the future viability of the Company. We further state that our reporting is based on the facts up to the date of the audit report and we neither give any guarantee nor any assurance that all liabilities falling due within a period of one year from the balance sheet date, will get discharged by the Company as and when they fall due.
- (xx) (a) There is no unspent amount towards Corporate Social Responsibility (CSR) requiring a transfer to a fund specified in Schedule VII to the Companies Act 2013 in compliance with second proviso to sub-section (5) of Section 135 of the Companies Act 2013. Accordingly, reporting under clause 3(xx)(a) of the Order is not applicable.



(b) There is no unspent amount in respect of ongoing projects of CSR under sub-section (5) of Section 135 of the Companies Act 2013 requiring a transfer to a special account in compliance with second proviso to sub-section (6) of Section 135 of the Companies Act 2013. Accordingly, reporting under clause 3(xx)(b) of the Order is not applicable.

For KHANNA & PANCHMIA
CHARTERED ACCOUNTANTS
Firm Reg. No. 136041W



Devendra Khanna
Partner
Membership No. 38987

Mumbai, 29th April 2024

UDIN # 24038987BKEQNO7055

Annexure “B” to the Independent Auditor's Report

(Referred to in Paragraph 2(f) under the heading of "Report on Other Legal and Regulatory Requirements" of our report of even date)

Report on the Internal Financial Controls under Clause (i) of Sub-section 3 of Section 143 of the Companies Act, 2013 (“the Act”)

We have audited the internal financial controls over financial reporting of **ICA Pidilite Private Limited** (“the Company”) as of March 31, 2024 in conjunction with our audit of the financial statements of the Company for the year ended on that date.

Management’s Responsibility for Internal Financial Controls

The Company’s management is responsible for establishing and maintaining internal financial controls based on the internal control over financial reporting criteria established by the Company considering the essential components of internal control stated in the Guidance Note on Audit of Internal Financial Controls over Financial Reporting issued by the Institute of Chartered Accountants of India. These responsibilities include the design, implementation and maintenance of adequate internal financial controls that were operating effectively for ensuring the orderly and efficient conduct of its business, including adherence to company’s policies, the safeguarding of its assets, the prevention and detection of frauds and errors, the accuracy and completeness of the accounting records, and the timely preparation of reliable financial information, as required under the Companies Act, 2013.

Auditors’ Responsibility

Our responsibility is to express an opinion on the Company's internal financial controls over financial reporting based on our audit. We conducted our audit in accordance with the Guidance Note on Audit of Internal Financial Controls over Financial Reporting (the “Guidance Note”) and the Standards on Auditing, to the extent applicable to an audit of internal financial controls, both issued by the Institute of Chartered Accountants of India. Those Standards and the Guidance Note require that we comply with ethical requirements and plan and perform the audit to obtain reasonable assurance about whether adequate internal financial controls over financial reporting was established and maintained and if such controls operated effectively in all material respects.

Our audit involves performing procedures to obtain audit evidence about the adequacy of the internal financial controls system over financial reporting and their operating effectiveness. Our audit of internal financial controls over financial reporting included obtaining an understanding of internal financial controls over financial reporting, assessing the risk that a material weakness exists, and testing and evaluating the design and operating effectiveness of internal control based on the assessed risk. The procedures selected depend on the auditor’s judgement, including the assessment of the risks of material misstatement of the financial statements, whether due to fraud or error.

We believe that the audit evidence we have obtained is sufficient and appropriate to provide a basis for our audit opinion on the Company’s internal financial controls system over financial reporting.



Meaning of Internal Financial Controls over Financial Reporting

A company's internal financial control over financial reporting is a process designed to provide reasonable assurance regarding the reliability of financial reporting and the preparation of financial statements for external purposes in accordance with generally accepted accounting principles. A company's internal financial control over financial reporting includes those policies and procedures that (1) pertain to the maintenance of records that, in reasonable detail, accurately and fairly reflect the transactions and dispositions of the assets of the company; (2) provide reasonable assurance that transactions are recorded as necessary to permit preparation of financial statements in accordance with generally accepted accounting principles, and that receipts and expenditures of the company are being made only in accordance with authorisations of management and directors of the company; and (3) provide reasonable assurance regarding prevention or timely detection of unauthorised acquisition, use, or disposition of the company's assets that could have a material effect on the financial statements.

Inherent Limitations of Internal Financial Controls over Financial Reporting

Because of the inherent limitations of internal financial controls over financial reporting, including the possibility of collusion or improper management override of controls, material misstatements due to error or fraud may occur and not be detected. Also, projections of any evaluation of the internal financial controls over financial reporting to future periods are subject to the risk that the internal financial control over financial reporting may become inadequate because of changes in conditions, or that the degree of compliance with the policies or procedures may deteriorate.

Opinion

In our opinion, to the best of information and explanations given to us, the Company has, in all materials respects, an adequate internal financial controls system over financial reporting and such financial controls over financial reporting are operating effectively as at March 31, 2024 based on the internal control over financial reporting criteria established by the Company considering the essential components of internal control stated in the Guidance Note on Audit of Internal Financial Controls Over Financial Reporting issued by the Institute of Chartered Accountants of India.

For KHANNA & PANCHMIA
CHARTERED ACCOUNTANTS
Firm Reg. No. 136041W


Devendra Khanna
Partner
Membership No. 38987



Mumbai, 29th April 2024

UDIN # 24038987BKEQNO7055

ICA PIDILITE PRIVATE LIMITED
Statement of Profit and Loss for the year ended 31st March 2024

(Amount in Rs. lacs)

Particulars	Note No.	For the year ended	For the year ended
		31.03.2024	31.03.2023
		Audited	Audited
INCOME			
Revenue from Operations	25	39,054.90	35,215.89
Other Income	26	681.68	313.56
Total Income		39,736.58	35,529.45
EXPENSES			
Cost of Materials Consumed	27	16,437.75	17,338.01
Purchases of Stock-in-Trade (Traded goods)	28	3,078.35	1,915.34
Changes in inventories of Finished Goods, Work-in-Progress and Stock-in-Transit	29	1,074.380	359.30
Employee Benefits Expense	30	4,633.26	3,679.61
Finance Costs	31	98.42	64.49
Depreciation and Amortization Expense	32	2,501.43	2,319.12
Other Expenses	33	6,334.14	5,374.76
Total Expenses		34,157.73	31,050.63
Profit / (Loss) before Exceptional Items and Tax		5,578.85	4,478.83
(Add) / Less : Exceptional Items (net)	34	-	111.56
Profit / (Loss) before Tax		5,578.85	4,367.27
Tax Expense			
Current Tax		1,616.26	200.57
Deferred Tax		(221.20)	900.17
Net Tax expense		1,395.06	1,100.74
Profit/ (Loss) for the year		4,183.79	3,266.53
Other Comprehensive Income			
Items that will not be reclassified to profit or loss			
Actuarial Gains/(Losses)	35	(103.64)	(28.21)
Income tax relating to items that will not be reclassified to profit or loss	35	26.09	7.10
Total Other Comprehensive Income		(77.56)	(21.11)
Total Comprehensive Income		4,106.24	3,245.41
Earnings per share			
Basic (Rs.)	38	62.80	49.03
Diluted (Rs.)	38	62.80	49.03
Face Value of Share (Rs)		10.00	10.00
Significant Accounting Policies	1 to 2		
See accompanying notes forming part of the financial statements	3 to 62		

In terms of our Report attached

For Khanna & Panchmia

Chartered Accountants

Firm Reg.No:136041W

Devendra Khanna

Partner

Membership No. 38987



FOR AND ON BEHALF OF THE BOARD OF DIRECTORS

BHARAT PURI

Director

DIN : 02173566

PRABHAKAR JAIN

Director

DIN : 102017091

Charmi Kanojia

Company Secretary

Place: Mumbai

Date : 29th April 2024

A-12-5

ICA PIDILITE PRIVATE LIMITED
Balance Sheet as at 31st March 2024

(Amount in Rs. lacs)

Particulars	Note No.	As at	As at
		31.03.2024 Audited	31.03.2023 Audited
ASSETS			
Non Current Assets			
(a) Property, Plant and Equipment	3	8,539.09	8,284.44
(b) Right of Use of Assets	3a	991.40	835.80
(c) Capital Work-In-Progress	4	15.84	82.64
(d) Goodwill	5	207.87	207.87
(e) Other Intangible Assets	6	3,814.77	5,342.49
(f) Financial Assets			
(i) Others	7	209.26	169.29
(g) Income Tax Assets (net)	8	-	38.50
(h) Other Non current Non financial Assets	9	138.82	23.89
Total Non Current Assets		13,917.06	14,984.90
Current Assets			
(a) Inventories	10	4,336.69	5,109.15
(b) Financial Assets			
(i) Investments	11	7,319.48	7,372.48
(ii) Trade Receivables	12	10,318.43	8,074.84
(iii) Cash and cash equivalents	13	785.16	677.35
(iv) Loans	14	112.82	79.56
(c) Other Current Assets	15	953.72	855.67
Total Current Assets		23,826.31	22,169.04
TOTAL ASSETS		37,743.37	37,153.94
EQUITY AND LIABILITIES			
EQUITY			
(a) Equity Share Capital	16	666.19	666.19
(b) Other Equity	17	23,620.85	25,776.81
Total Equity		24,287.04	26,443.00
LIABILITIES			
Non-Current Liabilities			
(a) Financial Liabilities			
(i) Lease Liabilities		669.45	627.97
(b) Deferred Tax Liabilities (net)	18	840.06	1,087.35
(c) Provisions	19	442.51	283.05
Total Non Current Liabilities		1,952.02	1,998.37
Current Liabilities			
(a) Financial Liabilities			
(i) Trade Payables			
Total outstanding dues of micro and small enterprises	20	1,650.05	1,557.56
Total outstanding dues of others	20	2,167.28	1,825.50
(ii) Lease Liabilities		410.80	253.34
(iii) Others	21	6,546.97	4,688.75
(b) Other Current Liabilities	22	606.80	317.09
(c) Provisions	23	81.58	70.34
(d) Current Tax Liabilities (net)	24	40.82	-
Total Current Liabilities		11,504.31	8,712.57
TOTAL EQUITY AND LIABILITIES		37,743.37	37,153.94
Corporate Information & Significant Accounting Policies.	1 to 2		
See accompanying notes forming part of the financial statements.	3 to 62		

In terms of our Report attached

For Khanna & Panchmia
Chartered Accountants
Firm Reg.No:136041W

Devendra Khanna
Partner
Membership No. 38987



FOR AND ON BEHALF OF THE BOARD OF DIRECTORS

Bharat Puri

BHARAT PURI
Director

DIN: 02173566

Prabhar Jain

PRABHAR JAIN
Director

DIN: 02017091

Charmi Kanojia
Company Secretary

Place: Mumbai
Date : 29th April 2024

A.R.S

	(Amount in Rs. lacs)	
	For the year ended 31st March 2024	For the year ended 31st March 2023
A] Cash Flows from Operating Activities		
Profit before tax	5,578.85	4,367.27
Adjustments for:		
Finance costs	98.42	64.49
Interest income	(3.69)	(25.31)
Net gain arising on financial assets designated at FVTPL	(156.01)	(167.22)
Allowance for Doubtful Debts and Advances (net)	(34.93)	28.95
Depreciation and Amortisation Expense	2,501.43	2,319.12
Provision for Employee Benefits	67.07	59.65
Operating profits before Working Capital changes	8,051.14	6,646.95
Movements in Working Capital:		
(Increase)/Decrease in Operating Assets		
Trade Receivables	(2,208.66)	(1,565.81)
Inventories	772.46	(142.46)
Current Loans	(33.26)	(39.11)
Other Non-Current Financial Assets	(39.97)	(30.09)
Other Current Non Financial Assets	(98.06)	(275.31)
Increase/(Decrease) in Operating Liabilities		
Trade Payables	434.28	211.53
Other Current Financial Liabilities	1,880.79	1,368.02
Other Current Non Financial Liabilities	289.71	187.31
Cash generated from Operations	9,048.42	6,361.03
Taxes paid (net of refunds)	(1,536.94)	(215.54)
Net Cash generated from Operating Activities [A]	7,511.48	6,145.50
B] Cash Flows from Investing Activities		
Payments for purchase of Property, Plant and Equipment, Other Intangible Assets & Capital Work-In-Progress	(988.97)	(493.39)
Sales/(Purchase) in Investments	209.01	(6,884.32)
Interest received	3.69	25.31
Net cash used in Investing Activities [B]	(776.27)	(7,352.40)
C] Cash Flows from Financing Activities		
Payment of Lease Liabilities	(350.09)	(238.92)
Dividends paid on Equity Shares	(6,262.20)	(466.33)
Interest paid	(15.10)	(11.00)
Net cash (used in)/ generated from Financing Activities [C]	(6,627.39)	(716.25)
Net increase / (decrease) in Cash and Cash Equivalents [A+B+C]	107.82	(1,923.16)
Cash and Cash Equivalents at the beginning of the year	677.35	2,600.50
Cash and Cash Equivalents at the end of the year	785.16	677.35
Net increase / (decrease) in Cash and Cash Equivalents	107.82	(1,923.16)

Notes:

The above Cash Flow Statement has been prepared under the 'Indirect Method' as set out in the Indian Accounting Standard (Ind AS 7) - Statement of Cash Flows.

In terms of our report attached

For Khanna & Panchmia
Chartered Accountants
Firm Reg.No:136041W

Devendra Khanna
Partner
Membership No. 38987



FOR AND ON BEHALF OF THE BOARD OF DIRECTORS

Bharat Puri

BHARAT PURI
Director

DIN :- 02173566

Prabhakar Jain

PRABHAKAR JAIN
Director

DIN :- 0207091

Charmi Kanojia
Charmi Kanojia
Company Secretary

Place: Mumbai
Date : 29th April 2024

A.R.S

ICA PIDILITE PRIVATE LIMITED
Statement of changes in Equity for the year ended 31st March, 2024

	(Amount in Rs. lacs)
a. Equity Share Capital	
Balance at March 31, 2022	666.19
Changes in equity share capital during the year	
- Issue of equity shares during the year	-
- Buyback of equity shares during the year	-
Balance at March 31, 2023	666.19
Changes in equity share capital during the year	
- Issue of equity shares during the year	-
- Buyback of equity shares during the year	-
Balance at March 31, 2024	666.19

	Reserves and Surplus			Total
	Securities Premium Account	Capital redemption reserves	Retained Earnings	
b. Other Equity				
Balance at March 31, 2022	22,387.75	64.37	545.61	22,997.73
Profit/(Loss) for the year	-	-	3,266.53	3,266.53
Other comprehensive income for the year, net of income tax	-	-	(21.11)	(21.11)
Payment of Dividends	-	-	(466.33)	(466.33)
Balance at March 31, 2023	22,387.75	64.37	3,324.69	25,776.81
Profit/(Loss) for the year	-	-	4,183.79	4,183.79
Other comprehensive income for the year, net of income tax	-	-	(77.56)	(77.56)
Payment of Dividends	-	-	(6,262.20)	(6,262.20)
Balance at March 31, 2024	22,387.75	64.37	1,168.73	23,620.85

(Amount in Rs. lacs)

ICA PIDILITE PRIVATE LIMITED

Notes forming part of financial statements

1.0 Corporate Information

ICA Pidilite Private Limited (Referred to as "The company") is engaged in the business of Woodcoatings & Woodfinishes. The Company is a Private Limited company incorporated and domiciled in India and having its registered office situated at 403 / 404, 4th floor, Satellite Silver Building, Near Marol Metro Station, Andheri Kurla Road, Andheri (East), Mumbai – 400059. The company is a Joint venture between Pidilite Industries Ltd (PIL Group) and Industria Chimica Adritica Spa (ICA), Italy, wherein PIL group is holding 50% of it share holding and 45% of share holding is held by ICA, Italy. In May 2018, the company has acquired the Wudfin Business from Pidilite Industries Ltd.

2.0 Significant Accounting Policies

2.1 Basis of preparation and presentation

The financial statements of the company have been prepared in accordance with the Indian Accounting Standards (Ind AS) prescribed under Section 133 of the Companies Act, 2013 ("Act") read with Rule 3 of the Companies (Indian Accounting Standards) Rules, 2015 and the Companies (Indian Accounting Standards) Amendment Rules, 2016.

The financial statements have been prepared under the historical cost convention except for the following items which are measured as –

- a. Certain Financial Assets / Liabilities – at Fair value.

The financial statements are presented in Indian Rupees (INR) and all values are rounded to the nearest Lacs, except otherwise indicated.

2.2 Revenue recognition

Revenue is recognised when the company performance obligation is satisfied. The primary performance obligation is satisfied upon shipment or dispatch of products to the customers, which is also when the control of products is transferred. Revenue is recognised to the extent that it is probable that the economic benefits will flow to the Company and the revenue can be reliably measured. Revenue is measured at the Fair Value of the consideration received or receivable, net of returns, rebates and discounts.

Sale of goods

Revenue from sale of goods is recognised when all significant risk and rewards of ownership of the goods are transferred to the buyer, which generally coincides with dispatch of goods. It excludes GST. It is measured at fair value of consideration received or receivable, net of returns, rebates and discounts.

2.3 Leasing

The company at the inception of a contract, assesses whether the contract is a lease or not lease. A contract is, or contains, a lease if the contract conveys the right to control the use of an identified asset for a time in exchange for a consideration.

2.3.1 Company as Lessee

The Company's lease asset classes primarily consist of leases for buildings. The Company assesses whether a contract contains a lease, at inception of a contract. A contract is, or contains, a lease if the contract conveys the right to control the use of an identified asset for a period of time in exchange for consideration. To assess whether a contract conveys the right to control the use of an identified asset, the Company assesses whether: (i) the contract involves the use of an identified asset, (ii) the Company has substantially all of the economic benefits from use of the asset through the period of the lease and (iii) the Company has the right to direct the use of the asset.

At the date of commencement of the lease, the Company recognizes a right-of-use asset ("ROU") and a corresponding lease liability for all lease arrangements in which it is a lessee, except for leases with a term of twelve months or less (short-term leases) and low value leases. For these short-term and low value leases, the Company recognizes the lease payments as an operating expense on a straight-line basis over the term of the lease.

ICA PIDILITE PRIVATE LIMITED

Right-of-use assets are depreciated from the commencement date on a straight-line basis over the shorter of the lease term and useful life of the underlying asset. Right-of-use assets are evaluated for recoverability whenever events or changes in circumstances indicate that their carrying amounts may not be recoverable. For the purpose of impairment testing, the recoverable amount (i.e. the higher of the fair value less cost to sell and the value-in-use) is determined on an individual asset basis unless the asset does not generate cashflows that are largely independent of those from other assets. In such cases, the recoverable amount is determined for the Cash Generating Unit (CGU) to which the asset belongs.

The lease liability is initially measured at amortized cost at the present value of the future lease payments. The lease payments are discounted using the interest rate implicit in the lease or, if not readily determinable, using the incremental borrowing rates in the country of domicile of these leases. Lease liabilities are remeasured with a corresponding adjustment to the related Right-of-use asset if the Company changes its assessment of whether it will exercise an extension or a termination option.

Lease liability and ROU asset have been separately presented in the Balance Sheet and lease payments have been classified as financing activity under cash flows.

2.4 Foreign currencies

In preparing the financial statements of the company, transactions in currencies other than the company's functional currency (foreign currencies) are recognised at the rates of exchange prevailing at the dates of the transactions. At the end of each reporting period, monetary items (including financial assets and liabilities) denominated in foreign currencies are retranslated at the rates prevailing at that date. Gains or losses arising from these translations are recognised in the statement of Profit and Loss.

2.5 Taxation

Income tax expense represents the sum of the tax currently payable and deferred tax. Significant judgements are involved in estimating budgeted profits for the calculation of advance tax and deferred tax, and determining provision for income taxes and uncertain tax positions.

2.5.1 Current tax

The tax currently payable is based on taxable profit for the year. Taxable profit differs from 'profit before tax' as reported in the statement of profit and loss because of items of income or expense that are taxable or deductible in other years and items that are never taxable or deductible. The Company's current tax is calculated using applicable tax rates that have been enacted or substantively enacted by the end of the reporting period and the provisions of the Income Tax Act, 1961 and other tax laws, as applicable.

2.5.2 Deferred tax

Deferred tax is recognised on temporary differences between the carrying amounts of assets and liabilities in the financial statements and the corresponding tax bases used in the computation of taxable profit. Deferred tax liabilities are generally recognised for all taxable temporary differences. Deferred tax assets are generally recognised for all deductible temporary differences to the extent that it is probable that taxable profits will be available against which those deductible temporary differences can be utilised.

Deferred tax liabilities are recognised for taxable temporary differences. It is probable that the temporary difference will not reverse in the foreseeable future. Deferred tax assets arising from deductible temporary differences associated with such investments and interests are only recognised to the extent that it is probable that there will be sufficient taxable profits against which to utilise the benefits of the temporary differences and they are expected to reverse in the foreseeable future.

ICA PIDILITE PRIVATE LIMITED

The carrying amount of deferred tax assets is reviewed at the end of each reporting period and reduced to the extent that it is no longer probable that sufficient taxable profits will be available to allow all or part of the asset to be recovered.

Deferred tax liabilities and assets are measured at the tax rates that are expected to apply in the period in which the liability is settled or the asset realised, based on tax rates (and tax laws) that have been enacted or substantively enacted by the end of the reporting period.

The measurement of deferred tax liabilities and assets reflects the tax consequences that would follow from the manner in which the Company expects, at the end of the reporting period, to recover or settle the carrying amount of its assets and liabilities.

2.5.3 Current and deferred tax for the year

Current and deferred tax are recognised in profit or loss, except when they relate to items that are recognised in other comprehensive income or directly in equity, in which case, the current and deferred tax are also recognised in other comprehensive income or directly in equity respectively.

2.6 Property, plant and equipment

2.6.1 Property, plant and equipment acquired separately

Freehold land is stated at cost and not depreciated. Buildings, plant and machinery, vehicles, furniture and office equipments are stated at cost less accumulated depreciation and accumulated impairment losses, if any.

Cost of an item of property, plant and equipment comprises its purchase price, including import duties and non-refundable purchase taxes, after deducting trade discounts and rebates, any directly attributable cost of bringing the item to its working condition for its intended use and estimated costs of dismantling and removing the item and restoring the site on which it is located.

Properties in the course of construction for production, supply or administrative purposes are carried at cost, less any recognised impairment loss. Cost of such self-constructed item includes professional fees. Such properties are classified to the appropriate categories of property, plant and equipment when completed and ready for intended use. Depreciation of these assets, on the same basis as other property assets, commences when the assets are ready for their intended use.

An item of property, plant and equipment is derecognised upon disposal or when no future economic benefits are expected to arise from the continued use of the asset. Any gain or loss arising on the disposal or retirement of an item of property, plant and equipment is recognised in profit or loss in the year of occurrence.

2.6.2 Capital Work-in-progress

Properties in the course of construction for production, supply or administrative purposes are carried at cost, less any recognised impairment loss. Cost includes professional fees and, for qualifying assets, borrowing costs capitalised in accordance with the Company's accounting policy. Such properties are classified and capitalised to the appropriate categories of Property, Plant and Equipment when completed and ready for intended use. Depreciation of these assets, on the same basis as other property assets, commences when the assets are ready for their intended use.

ICA PIDILITE PRIVATE LIMITED

2.6.3 Depreciation

Depreciation is provided so as to write off the cost of assets (other than freehold land and Capital work in progress) less their residual values over their useful lives, using the straight-line method. The estimated useful lives, residual values and depreciation method are reviewed at the end of each reporting period, with the effect of any changes in estimate accounted for on a prospective basis.

Based on the technical evaluation, the Company estimates useful lives of items of property, plant and equipment which are different from the useful life prescribed in Schedule II to the Companies Act, 2013. Estimated useful lives of the property, plant and equipment are as follows:

Type of Assets	Useful Life
Buildings	30 years
Plant & Machinery	1-20 Years
Vehicles	8-10 Years
Furniture & Fixtures	5-10 Years
Office Equipments	3-6 Years

2.7 Intangible Assets**2.7.1 Intangible assets acquired in a business combination**

Intangible assets acquired in a business combination and recognised separately from goodwill are reported at cost less accumulated amortisation & accumulated impairment losses, if any. Amortisation is recognised on a straight-line basis over their estimated useful lives. The estimated useful life and amortisation method are reviewed at the end of each reporting period, with the effect of any changes in estimate being accounted for on a prospective basis. Intangible assets with indefinite useful lives that are acquired separately are carried at cost less accumulated impairment losses.

2.7.2 Useful lives of intangible assets

Estimated useful lives of the intangible assets are as follows:

Type of Assets	Useful Life
Trade Mark	10 Years
Computer Software	3-6 Years
Technology Transfer	10 Years
Business Right in the Form of Technical Knowledge for Product Usage	10 Years
Non Compete Fees	10 Years
Commercial knowhow	10 Years
Commercial Right in the Form of Marketing Exclusivity	10 Years

2.7.3 Goodwill

Goodwill is measured as the excess of the sum of the consideration transferred over the net of acquisition-date amounts of the identifiable assets acquired and the liabilities assumed. Goodwill arising on an acquisition of a business is carried at cost as established at the date of acquisition of the business less accumulated impairment losses, if any.

For the purposes of impairment testing, goodwill is allocated to each of the Company's cash-generating units (or groups of cash-generating units) that is expected to benefit from the synergies of the combination. A cash generating unit to which goodwill has been allocated is tested for impairment annually, or more frequently when there is an indication that the unit may be impaired. If the recoverable amount of the cash-generating unit is less than its carrying amount, the impairment loss is allocated first to reduce the carrying amount of any goodwill allocated to the unit and then to the other assets of the unit pro-rata based on the carrying amount of each assets in the unit. Any impairment loss for goodwill is recognised directly in Statement of Profit and Loss. An impairment loss recognised for goodwill is not reversed in subsequent periods.

ICA PIDILITE PRIVATE LIMITED**2.7.4 Impairment of tangible and intangible assets other than goodwill**

At the end of each reporting period, the Company reviews the carrying amounts of its tangible and intangible assets to determine whether there is any indication that those assets have suffered an impairment loss. If any such indication exists, the recoverable amount of the asset is estimated in order to determine the extent of the impairment loss (if any). When it is not possible to estimate the recoverable amount of an individual asset, the Company estimates the recoverable amount of the cash-generating unit to which the asset belongs. When a reasonable and consistent basis of allocation can be identified, corporate assets are also allocated to individual cash-generating units, or otherwise they are allocated to the smallest group of cash-generating units for which a reasonable and consistent allocation basis can be identified.

Intangible assets with indefinite useful lives and intangible assets not yet available for use are tested for impairment at least annually, and whenever there is an indication that the asset may be impaired. Intangible assets with indefinite useful lives are tested for impairment annually at the cash generating unit level. The assessment of indefinite useful life is reviewed annually to determine whether the indefinite life continues to be supportable. If not, the change in useful life from indefinite to finite is made on a prospective basis.

Recoverable amount is the higher of fair value less costs of disposal and value in use.

If the recoverable amount of an asset (or cash-generating unit) is estimated to be less than its carrying amount, the carrying amount of the asset (or cash generating unit) is reduced to its recoverable amount. An impairment loss is recognised immediately in profit or loss.

2.7.5 Intangible assets acquired separately

Intangible assets with finite useful lives that are acquired separately are carried at cost less accumulated amortisation and accumulated impairment losses. Amortisation is recognised on a straight-line basis over their estimated useful lives. The estimated useful life and amortisation method are reviewed at the end of each reporting period, with the effect of any changes in estimate being accounted for on a prospective basis.

Intangible assets with indefinite useful lives that are acquired separately are carried at cost less accumulated impairment losses.

2.8 Inventories

Inventories are valued at lower of cost and net realisable value. Cost of inventories is determined on weighted average basis. Cost for this purpose includes cost of direct materials, direct labour and appropriate share of overheads.

Net realisable value represents the estimated selling price in the ordinary course of business less all estimated costs of completion and estimated costs necessary to make the sale.

Obsolete, defective, unserviceable and slow / non-moving stocks are duly provided for and valued at net realisable value.

2.9 Provisions

Provisions are recognised when the Company has a present obligation (legal or constructive) as a result of a past event, it is probable that the Company will be required to settle the obligation, and a reliable estimate can be made of the amount of the obligation.

Provisions (excluding retirement benefits & Earn out Compensation) are not discounted to their present value and are determined based on the best estimate required to settle the obligation at the balance sheet date, taking into account the risks and uncertainties surrounding the obligation. These are reviewed at each balance sheet date and adjusted to reflect the current best estimates.

Contingent liabilities are not recognised but disclosed in the Notes to the Financial Statements.

Contingent assets are not recognised but disclosed in the Notes to the Financial Statements, where an inflow of economic benefits is probable.

ICA PIDILITE PRIVATE LIMITED**2.10 Financial Instruments**

Financial assets and financial liabilities are recognised when the company becomes a party to the contractual provisions of the instruments.

Financial assets and financial liabilities are initially measured at fair value. Transaction costs that are directly attributable to the acquisition or issue of financial assets and financial liabilities (other than financial assets and financial liabilities at fair value through profit or loss) are added to or deducted from the value of the financial assets or financial liabilities, as appropriate, on initial recognition. Transaction costs directly attributable to the acquisition of financial assets or financial liabilities at fair value through profit or loss are recognised immediately in profit or loss.

2.10.1 Financial assets

All recognised financial assets are subsequently measured in their entirety at either amortised cost or fair value, depending on the classification of the financial assets.

Debt instruments that meet conditions based on purpose of holding assets and contractual terms of instrument are subsequently measured at amortised cost using effective interest method. All other financial assets are measured at fair value.

Income is recognised on an effective interest basis for debt instruments other than those financial assets classified as at FVTPL. Interest income is recognised in profit or loss and is included in the "Other income" line item.

2.10.2 Impairment of financial assets

The Company applies expected credit loss model for recognizing impairment loss on financial assets like trade receivables, financial assets measured at amortised cost, lease receivables and other contractual rights to receive cash or other financial assets. Expected credit losses are weighted average of credit losses with the respective risks of default occurring as the weights. Credit loss is the difference between all contractual cash flows that are due to the Company in accordance with the contract and all the cash flows that the Company expects to receive, discounted at original effective rate of interest.

For Trade receivables, the Company measures loss allowance at an amount equal to lifetime expected credit losses. The Company computes expected credit loss allowance based on a provision matrix which takes into account historical credit loss experience and adjusted for forward-looking information.

2.10.3 Financial Liabilities

All financial liabilities are measured at amortised cost using effective interest method at the end of subsequent reporting periods. Interest expense is included in the Finance costs line item.

2.10.4 Derecognition of financial assets and liabilities

The Company derecognises a financial asset when the contractual rights to the cash flows from the asset expire, or when it transfers the financial asset and substantially all the risks and rewards of ownership of the asset to another party.

2.10.5 Derivative financial instruments

The Company enters into foreign exchange forward contracts to manage its exposure to foreign exchange rate risks. Derivatives are initially recognised at fair value at the date the derivative contracts are entered into and are subsequently remeasured to their fair value at the end of each reporting period. The resulting gain or loss is recognised in profit or loss immediately.

2.11 Cash and cash equivalents (for purposes of Cash Flow Statement)

Cash and cash equivalents for the purpose of cash flow statement comprise cash at bank, cash in hand and short-term investments net of bank overdrafts with an original maturity of three months or less.

2.11.1 Cash Flow Statement

Cash flows are reported using the indirect method, whereby profit / loss before tax for the period is adjusted for the effects of transactions of non-cash nature, any deferrals or accruals of past or future operating cash receipts or payments. Cash Flows from operating, investing and financing activities of the Company are segregated.

Cash and Cash Equivalents for the purpose of Cash Flow Statement comprise of cash at bank, cash in hand and short-term deposits with an original maturity of three months or less, as reduced by bank overdrafts.

2.12 Employee benefits

Employee benefits include Provident Fund, Employee State Insurance Scheme, Gratuity Fund, Compensated Absences, Employee Medical Insurance and Anniversary Awards.

2.12.1 Defined contribution plans

The Company's contribution to Provident Fund and Employee State Insurance Scheme are considered as defined contribution plans and are charged as an expense based on the amount of contribution required to be made and when services are rendered by the employees.

2.12.2 Defined benefit plans

For defined benefit plans in the form of Gratuity Fund, the cost of providing benefits is determined using the Projected Unit Credit method, with actuarial valuations being carried out at each balance sheet date. Re-measurement, comprising actuarial gains and losses and the return on plan assets (excluding net interest) is reflected immediately in the Balance Sheet with a charge or credit recognised in Other comprehensive income in the period in which they occur. Re-measurement recognised in other comprehensive income is reflected immediately in retained earnings and is not reclassified to profit or loss. Past service cost is recognised immediately for both vested and the non-vested portion. The retirement benefit obligation recognised in the Balance Sheet represents the present value of the defined benefit obligation, as reduced by the fair value of scheme assets. Any asset resulting from this calculation is limited taking into account the present value of available refunds and reductions in future contributions to the schemes.

2.12.3 Short term and other long term employee benefits

A liability is recognised for benefits accruing to employees in respect of wages and salaries, annual leave and sick leave in the period the related service is rendered at the undiscounted amount of the benefits expected to be paid in exchange for that service.

Liabilities recognised in respect of short-term employee benefits are measured at the undiscounted amount of the benefits expected to be paid in exchange for the related service.

Liabilities recognised in respect of other long-term employee benefits are measured at the present value of the estimated future cash outflows expected to be made by the Company in respect of services provided by employees up to the reporting date.

ICA PIDILITE PRIVATE LIMITED

2.13 Earnings per Share

The Company presents basic and diluted earnings per share ("EPS") data for its equity shares. Basic EPS is calculated by dividing the profit or loss attributable to equity shareholders of the Company by the weighted average number of equity shares outstanding during the period. Diluted EPS is determined by adjusting the profit or loss attributable to equity shareholders and the weighted average number of equity shares outstanding.

2.14 Critical accounting judgements and key sources of estimation uncertainty

The preparation of the Company's financial statements requires management to make judgements, estimates and assumptions that affect the application of accounting policies, reported amounts of assets, liabilities, income and expenses, and accompanying disclosures, and the disclosure of contingent liabilities. Application of accounting policies that require critical accounting estimates involving complex and subjective judgements and the use of assumptions in these financial statements. The estimates and associated assumptions are based on historical experience and other factors that are considered to be relevant. Actual results may differ from these estimates.

The estimates and underlying assumptions are reviewed on an ongoing basis. The effect of change in an accounting estimate is recognised prospectively in the period of change, if the change affects that period only or in the period of the change and future periods if the change affects both current and future periods.

2.15 Employee related provisions

The costs of long term and short term employee benefits are estimated using assumptions by the management. These assumptions include rate of increase in compensation levels, discount rates, expected rate of return on assets and attrition rates.

ICA PIRILITE PRIVATE LIMITED
Notes forming part of financial statements

(Amount in Rs. lacs)		
3. Property, plant and equipment	31st March 2024	31st March 2023
Carrying amounts of:	1,049.51	1,049.51
Freehold land	3,880.21	3,826.55
Building & Civil	3,289.26	3,371.08
Plant & Machinery	10.21	13.06
Vehicles	101.03	98.99
Furniture & Fixtures	208.87	125.24
Office Equipments	8,539.09	8,284.44
Total		

Cost (Gross Block)	Freehold Land	Building	Plant & Machinery	Vehicles	Furniture & Fixtures	Office Equipment	Total
Balance at March 31, 2022	1,049.51	4,194.86	4,554.07	30.62	218.09	206.89	10,254.04
Acquisitions	-	42.54	322.07	-	5.06	84.01	453.69
Disposal / Adjustment	-	-	(47.30)	(6.55)	(23.52)	-	(89.91)
Balance at March 31, 2023	1,049.51	4,237.40	4,828.84	24.07	199.64	278.36	10,617.82
Acquisitions	-	397.00	343.11	-	22.54	138.94	901.60
Disposal / Adjustment	-	-	-	-	-	(4.80)	(4.80)
Balance at March 31, 2024	1,049.51	4,634.41	5,171.95	24.07	222.18	412.50	11,514.61

Accumulated depreciation	Freehold Land	Building	Plant & Machinery	Vehicles	Furniture & Fixtures	Office Equipment	Total
Balance at March 31, 2022	-	476.67	1,122.53	14.26	101.04	121.79	1,836.28
Depreciation expense	-	134.19	362.36	2.86	19.48	38.63	557.51
Disposal / Adjustment	-	-	(27.13)	(6.11)	(19.87)	(7.30)	(60.42)
Balance at March 31, 2023	-	610.86	1,457.76	11.00	100.64	153.12	2,333.37
Depreciation expense	-	143.34	424.93	2.86	20.51	55.08	646.71
Disposal / Adjustment	-	-	-	-	-	(4.57)	(4.57)
Balance at March 31, 2024	-	754.19	1,882.68	13.86	121.15	203.63	2,975.51

Carrying amount (Net Block)	Freehold Land	Building	Plant & Machinery	Vehicles	Furniture & Fixtures	Office Equipment	Total
Balance at March 31, 2022	1,049.51	3,718.19	3,431.55	16.36	117.06	85.10	8,417.76
Additions	-	42.54	322.07	-	5.06	84.01	453.69
Adjustment/Disposal	-	-	20.17	0.44	3.65	5.24	29.49
Depreciation expense	-	134.19	362.36	2.86	19.48	38.63	557.51
Balance at March 31, 2023	1,049.51	3,626.55	3,371.08	13.06	98.99	125.24	8,284.44
Additions	-	397.00	343.11	-	22.54	138.94	901.60
Adjustment/Disposal	-	-	-	-	-	0.24	0.24
Depreciation expense	-	143.34	424.93	2.86	20.51	55.08	646.71
Balance at March 31, 2024	1,049.51	3,880.21	3,289.26	10.21	101.03	208.87	8,539.09

ICA PIDILITE PRIVATE LIMITED
3a. Right of use assets

(Amount in Rs. lacs)

Carrying amounts of	As at 31st March 2024	As at 31st March 2023
Other Building	976.11	834.65
Plant & equipment	15.29	1.15
TOTAL	991.40	835.80

Cost (Gross block)	Other Building	Plant & equipment	Total
Balance at March 31, 2022	998.90	12.14	1,011.03
Other Additions	549.03	-	549.03
Other Deletions	-	-	-
Balance at March 31, 2023	1,547.92	12.14	1,560.06
Other Additions	448.40	17.31	465.71
Other Deletions	-	-	-
Balance at March 31, 2024	1,996.32	29.44	2,025.77

Accumulated amortisation and impairment	Other Building	Plant & equipment	Total
Balance at March 31, 2022	507.85	8.24	516.09
Other Additions	205.43	2.74	208.17
Other Deletions	-	-	-
Balance at March 31, 2023	713.28	10.98	724.26
Other Additions	306.94	3.17	310.11
Balance at March 31, 2024	1,020.22	14.15	1,034.37

Carrying amount (Net Block)	Other Building	Plant & equipment	Total
Balance at March 31, 2022	491.05	3.89	494.95
Other Additions	549.03	-	549.03
Other Deletions	-	-	-
Amortisation expense	205.43	2.74	208.17
Balance at March 31, 2023	834.65	1.15	835.80
Other Additions	448.40	17.31	465.71
Other Deletions	306.94	3.17	310.11
Balance at March 31, 2024	976.11	15.29	991.40

ICA PIDILITE PRIVATE LIMITED
Notes forming part of financial statements

4. Capital Work in Progress

As at 31st March'2024

(Amount in Rs. lacs)

CWIP (including Group Company)	Amount in CWIP for a period of				Total
	Less than 1 year	1-2 years	2-3 years	More than 3 years	
Projects in progress	15.84	-	-	-	15.84
Projects temporarily suspended	-	-	-	-	-

As at 31st March'2023

CWIP (including Group Company)	Amount in CWIP for a period of				Total
	Less than 1 year	1-2 years	2-3 years	More than 3 years	
Projects in progress	82.64	-	-	-	82.64
Projects temporarily suspended	-	-	-	-	-

4a. Capital Work in Progress

As at 31st March'2024

Particulars	Mar-24	Mar-23
Opening Balance	82.64	26.62
Additions during the year	660.91	292.62
Capitalised during the year	727.71	236.60
Closing Balance	15.84	82.64

ICA PIDILITE PRIVATE LIMITED

Notes forming part of financial statements

5. Goodwill (Amount in Rs. lacs)

	31st March 2024	31st March 2023
Goodwill	207.87	207.87
Cost	-	-
Accumulated impairment losses	207.87	207.87
Total	207.87	207.87

Cost

	31st March 2024	31st March 2023
Balance at beginning of year	207.87	207.87
Additional amounts recognised during the year	-	-
Balance at end of year	207.87	207.87

6. Other Intangible assets

Carrying amounts of	31st March 2024	31st March 2023
Trade Mark	1,160.55	1,505.07
Computer Software	33.82	51.95
Technical knowhow	1,193.08	1,639.34
Non Compete Fees	10.41	15.41
Commercial knowhow	886.08	1,336.87
Commercial Right in the Form of Marketing Exclusivity	529.53	783.84
Balance at end of year	3,814.77	5,342.45

Cost (Gross block)	Trade Mark	Computer Software	Technical Knowhow	Non Compete Fees	Commercial knowhow-Distribution Network	Commercial Right in the Form of Marketing Exclusivity	Total
Balance at March 31, 2022	3,444.21	326.54	4,462.65	50.00	4,487.48	2,543.12	15,313.99
Other Additions	-	10.30	-	-	-	-	10.30
Other Deletions	-	(2.83)	-	-	-	-	(2.83)
Balance at March 31, 2023	3,444.21	334.01	4,462.65	50.00	4,487.48	2,543.12	15,321.47
Other Additions	-	16.90	-	-	-	-	16.90
Other Deletions	-	-	-	-	-	-	-
Balance at March 31, 2024	3,444.21	350.91	4,462.65	50.00	4,487.48	2,543.12	15,338.37

Accumulated amortisation and impairment	Trade Mark	Computer Software	Technical Knowhow	Non Compete Fees	Commercial knowhow-Distribution Network	Commercial Right in the Form of Marketing Exclusivity	Total
Balance at March 31, 2022	1,594.72	220.18	2,377.04	29.59	2,701.83	1,504.97	8,426.33
Amortisation expense	344.42	54.65	446.26	5.00	448.79	254.31	1,553.43
Disposal / Adjustment	-	(2.78)	-	-	-	-	(2.78)
Balance at March 31, 2023	1,939.14	272.06	2,823.31	34.59	3,150.61	1,759.28	9,976.98
Amortisation expense	344.42	45.83	446.26	5.00	448.79	254.31	1,544.62
Disposal / Adjustment	-	-	-	-	-	-	-
Balance at March 31, 2024	2,283.56	317.89	3,269.57	39.59	3,599.40	2,013.59	11,523.60

Carrying amount (Net Block)	Trade Mark	Computer Software	Technical Knowhow	Non Compete Fees	Commercial knowhow-Distribution Network	Commercial Right in the Form of Marketing Exclusivity	Total
Balance at March 31, 2022	1,849.49	106.35	2,085.61	20.41	1,785.65	1,038.15	6,865.67
Other Additions	-	7.47	-	-	-	-	7.47
Disposal / Adjustment	-	(2.78)	-	-	-	-	(2.78)
Amortisation expense	344.42	54.65	446.26	5.00	448.79	254.31	1,553.43
Balance at March 31, 2023	1,505.07	61.95	1,639.34	15.41	1,336.87	783.84	5,342.49
Disposal / Adjustment	-	16.90	-	-	-	-	16.90
Amortisation expense	344.42	45.83	446.26	5.00	448.79	254.31	1,544.62
Balance at March 31, 2024	1,160.65	33.02	1,193.08	10.41	886.08	529.53	3,814.77

ICA PIDILITE PRIVATE LIMITED
Notes forming part of financial statements

7 Other Financial Assets-Non Current		(Amount in Rs. lacs)	
		As at	As at
		31.03.2024	31.3.2023
Unsecured, considered good			
Security deposits		209.26	169.29
	TOTAL	209.26	169.29
8 Income Tax Assets (net) Non Current			
		As at	As at
		31.03.2024	31.3.2023
Advance Income Tax (Net of Provisions)-Non Current		-	38.50
	TOTAL	-	38.50
9 Other Non current Non financial Assets			
		As at	As at
		31.03.2024	31.3.2023
Advance to Capital Vendors		138.82	23.89
	TOTAL	138.82	23.89
10 Inventories (At lower of cost and net realizable value)			
		As at	As at
		31.03.2024	31.3.2023
Raw Material & Packing Material *		2,276.58	1,974.65
Stock in Trade		1,022.11	944.03
Finished Goods		1,038.01	2,190.47
	TOTAL	4,336.69	5,109.15
* Includes Goods in transit.			

11 Financial Assets - Investments - Current

	As at 31.3.2024		As at 31.3.2024	
	Qty	Amt in Lacs	Qty	Amt in Lacs
Current Investments (at fair value)				
Investments in Mutual funds				
Units of (CICI) Prudential Overnight Fund Direct Plan Growth (Units	-	-	42,210	810.11
Units of-Aditya Birla-ABSL Crisis 1BX AAA Jun23 Index Fund Dir Growth	-	-	33,42,749	352.04
Units of-HSBC-HSBC Ultra Short term Duration Fund-Dir Growth	44,454	555.93	68,833	800.98
Units of-(CICI) Prudential-Liquid Fund- DP Growth	-	-	2,66,794	888.92
Units of-Kotak-Kotak Equity Arbitrage Fund - Direct Plan - Growth	39,50,454	1,437.42	39,50,454	1,925.31
Units of-Nippon India-ULTRA SHORT DURATION FUND - DIRECT GR.PLAN	-	-	33,039	1,236.41
Units of-SBI-Arbitrage Opp.Fund-Direct plan-Growth	21,73,304	711.41	11,92,810	360.46
Units of-SBI-Overnight Fund D growth	-	-	5,833	205.58
Units of-SBI-SBI Magnum Ultra Short D F D Growth	-	-	11,726	604.90
Units of-Tata-Liquid Fund Direct plan-Growth	-	-	10,100	358.70
Units of-Tata-Ultra Short Term- Direct plan-Growth	-	-	57,94,556	729.07
Units of SBI Liquid fund-Direct Growth	5,402	204.17	-	-
Units of Kotak Bond short term growth direct plan	3,96,999	204.55	-	-
Units of Aditya BirlaABSL Crisis 1BX AAA Jun24 Index Fund Dir Growth	48,43,394	527.27	-	-
Units of Aditya Birla ABSL Banking & PSU Debit Fund-Gr.Direct	1,48,021	507.54	-	-
Units of Aditya Birla ABSL Money Manager Fund Gr-Direct	2,67,834	912.75	-	-
Units of Tata Money Market-Direct growth	17,336	757.16	-	-
Units of Tata Arbitrage Fund-Direct plan Growth	33,51,075	460.18	-	-
Units of Kotak Low duration-Direct growth	21,860	720.59	-	-
Units of DSP Saving Fund-Dir Growth	6,47,752	320.52	-	-
	TOTAL	7,319.48		7,372.48

ICA PIDILITE PRIVATE LIMITED

12 Trade Receivables	(Amount in Rs. lacs)	
	As at 31.03.2024	As at 31.3.2023
Unsecured, considered good	10,318.43	8,074.84
Considered Doubtful	280.38	245.46
	10,598.81	8,320.30
Less: Allowances for Expected Credit Loss	280.38	245.46
TOTAL	10,318.43	8,074.84

The average credit period on sales of goods is 60 days. No interest is charged on trade receivables.

Ageing of Trade Receivables

As at 31st March 2024

Particulars	Outstanding for following periods from due date of payment					Total
	Less than 6 months	6 months-1 year	1-2 years	2-3 years	more than 3 years	
(i) Undisputed Trade receivables – considered good	10,294.32	24.12	-	-	-	10,318.43
(ii) Undisputed Trade Receivables – considered doubtful	-	20.98	43.97	21.65	8.67	95.27
(iii) Disputed Trade Receivables considered doubtful	-	-	-	32.38	152.73	185.10
Total	10,294.32	45.09	43.97	54.03	161.40	10,598.81

As at 31st March 2023

Particulars	Outstanding for following periods from due date of payment					Total
	Less than 6 months	6 months-1 year	1-2 years	2-3 years	more than 3 years	
(i) Undisputed Trade receivables – considered good	8,043.37	31.47	-	-	-	8,074.84
(ii) Undisputed Trade Receivables – considered doubtful	-	16.50	22.81	17.17	80.59	137.06
(iii) Disputed Trade Receivables considered doubtful	-	-	-	11.71	96.68	108.39
Total	8,043.37	47.97	22.81	28.88	177.27	8,320.30

13 Cash and Cash Equivalents

	As at	As at
	31.03.2024	31.3.2023
Cash on Hand	0.02	0.14
Balances with banks		
In Fixed Deposits	125.03	425.78
In Current Account	660.12	251.45
TOTAL	785.16	677.35
Cash and cash equivalents as above	785.16	677.35
Balance as per cash flow statement	785.16	677.35

Cash Credit limit with ICICI Bank Ltd for Rs. 25 Crores hypothecated against stock and book debts.

14 Loans

	As at	As at
	31.03.2024	31.3.2023
Unsecured		
Loans to Staff	112.82	79.56
Considered Doubtful	13.75	4.17
	126.57	83.73
Less: Allowances for Expected Credit Loss	13.75	4.17
TOTAL	112.82	79.56

15 Other Current Assets (Non Financial)

	As at	As at
	31.03.2024	31.3.2024
Unsecured, considered good		
Prepaid Expenses	100.52	45.01
Balances with Government Authorities	691.45	650.26
Advance to Suppliers/others	161.75	160.40
TOTAL	953.72	855.67

16 Equity Share Capital

	(Amount in Rs. lacs)	
	As at 31.03.2024	As at 31.03.2023
Authorised Capital:		
90,00,000 Equity Shares of Rs.10 each (90,00,000 Equity shares @ Rs. 10 Each)	900.00	900.00
TOTAL	900.00	900.00
Issued, Subscribed and Paid up Capital:		
66,61,920 Equity Shares of Rs.10 each, fully paid-up. (66,61,920 Equity shares of Rs.10 each, fully paid up)	666.19	666.19
TOTAL	666.19	666.19

a. Reconciliation of the number of shares and amount outstanding at the beginning and at the end of the reporting period

	As at 31.03.2024		As at 31.03.2023	
	Number of Shares	Rs.	Number of Shares	Rs.
Equity Shares				
Shares outstanding at the beginning of the year	66,61,920	666.19	66,61,920	666.19
Shares outstanding at the end of the year	66,61,920	666.19	66,61,920	666.19

b. Terms/Rights attached to Equity Shares

The Company has only one class of equity shares having a par value of 10/- per share. Each holder of equity shares is entitled to one vote per shares.

c. Details of shareholders holding more than 5% shares in the Company:

	As at 31.03.2024:		As at 31.03.2023	
	No. of Shares held	% of Holding	No. of Shares held	% of Holding
Pidlite Industries Ltd	32,73,121	49.13%	32,73,121	49.13%
Industria Química Agrícola Spa	29,97,864	45.00%	29,97,864	45.00%

d. No equity shares were allotted without payment being received in cash.

e. Details of changes during the year in shareholding of the company.

Promoter Name	% of Holding		% change during the year
	No. of Shares	%	
Pidlite Industries Ltd	32,73,121	49.13%	0.00%
Fevicol Industries Ltd	57,836	0.87%	0.00%
Industria Química Agrícola Spa	29,97,864	45.00%	0.00%
Pratik Mahendra Mehta	3,33,066	5.00%	0.00%
Pidlite Industries Limited jointly with A N Parakh	1	0.00%	-
Pidlite Industries Limited jointly with A B Parekh	1	0.00%	-
Pidlite Industries Limited jointly with B O Mehta	1	0.00%	-

17 Other Equity

	As at 31.03.2024	As at 31.03.2023
	Securities Premium Account	
Balance as per last financial statements	22,387.75	22,387.75
Closing Balance	22,387.75	22,387.75
Capital Redemption Reserves		
Balance as per last financial statements	64.37	64.37
Closing Balance	64.37	64.37
Retained Earnings		
Balance as per last financial statements	3,324.69	545.61
Add: Profit / (Loss) for the year	4,106.24	3,245.41
Less: Dividend Paid	(5,262.28)	(466.33)
Closing Balance	1,168.73	3,324.69
TOTAL	23,620.85	25,776.81

18. Deferred Tax Liabilities (net)		(Amount in Rs. Lacs)	
		As at 31.03.2024	As at 31.03.2023
Deferred Tax Liabilities (net)		840.06	1,087.35
	TOTAL	840.06	1,087.35

19 Provisions		As at	As at
		31.03.2024	31.03.2023
Provision for Employee Benefits (Refer Note 39)			
Gratuity		304.63	169.41
Compensated absences		137.68	99.63
	TOTAL	442.51	283.05

20 Trade Payables		As at	As at
		31.03.2024	31.03.2023
Total Outstanding dues to Micro Enterprises & Small Enterprises (Refer Note 41)		1,950.05	1,557.56
Total Outstanding dues to creditors other than Micro Enterprises & Small Enterprises		2,167.28	1,825.50
	TOTAL	3,917.34	3,383.06

**Ageing of trade payables
As at 31st March 2024**

Particulars	Outstanding for following periods from due date of payment				Total
	Less than 1 year	1-2 years	2-3 years	More than 3 years	
(i) Undisputed dues - total outstanding dues of micro enterprises and small enterprises	1,650.05	-	-	-	1,650.05
(ii) Undisputed dues - total outstanding dues of creditors other than micro enterprises small enterprise	2,145.19	22.09	-	-	2,167.28
Total	3,795.24	22.09	-	-	3,817.34

As at 31st March 2023

Particulars	Outstanding for following periods from due date of payment				Total
	Less than 1 year	1-2 years	2-3 years	More than 3 years	
(i) Undisputed dues - total outstanding dues of micro enterprises and small enterprises	1,557.56	-	-	-	1,557.56
(ii) Undisputed dues - total outstanding dues of creditors other than micro enterprises small enterprise	1,785.99	29.51	-	-	1,825.50
Total	3,353.55	29.51	-	-	3,383.06

21 Other Current Financial Liabilities		As at	As at
		31.03.2024	31.03.2023
Trade/ Security Deposit received		292.14	203.02
Liabilities for Expenses		6,194.07	4,419.67
Employee related liabilities		49.10	41.23
Payables on purchase of fixed assets		2.19	24.75
Other Current Liabilities		9.48	0.07
	TOTAL	6,546.97	4,688.75

22 Other Current Non Financial Liabilities		As at	As at
		31.03.2024	31.03.2023
Advance from customers		29.88	16.70
Statutory Remittances*		576.92	300.39
	TOTAL	606.80	317.09

* includes TDS & GST

23 Current Provisions		As at	As at
		31.03.2024	31.03.2023
Provision for Employee Benefits (Refer Note 39)			
Gratuity		40.27	34.36
Compensated absences		41.31	35.97
	TOTAL	81.58	70.34

24 Current Tax Liabilities (net)		As at	As at
		31.03.2024	31.03.2023
Provision for Tax (net of Advance Tax Rs. 1575.44 Lacs) (NIL)		40.82	-
	TOTAL	40.82	-

ICA PIDILITE PRIVATE LIMITED
Notes forming part of financial statements.

25 Revenue From Operations

		(Amount in Rs. lacs)	
		For the year ended 31.03.2024	For the year ended 31.03.2023
Revenue From Operations			
Sale of Products			
Finished Goods		34,875.86	31,378.55
Traded Goods		4,137.24	3,799.95
	TOTAL (A)	39,013.10	35,178.51
Other Operating Revenue			
Scrap Sales		41.80	37.39
	TOTAL (B)	41.80	37.39
Revenue from operations (A+B)	TOTAL	39,054.90	35,215.89

26 Other Income

		For the year ended 31.03.2024	For the year ended 31.03.2023
Interest on:			
Bank Deposit		3.69	25.31
Net Gain on Sale of:			
Current Investments		407.73	41.04
Other Non-Operating Income:			
Sales of Power Generated		19.88	15.16
Commission Received		15.03	20.74
Net gain/(loss) arising on financial assets / Liabilities designated as at FVTPL		156.01	167.22
Miscellaneous Income		67.38	28.73
Warehousing Storage Income		11.95	15.36
	TOTAL	681.68	313.56

27 Cost of Materials Consumed

		For the year ended 31.03.2024	For the year ended 31.03.2023
Inventory at the beginning of the year		1,974.65	1,472.89
Add: Purchases *		16,739.67	17,839.77
		18,714.32	19,312.66
Less: Inventory at the end of the year *		2,276.58	1,974.65
	TOTAL	16,437.75	17,338.01

* Includes Goods in transit

ICA PIDILITE PRIVATE LIMITED

Details of Materials Consumed

		(Amount in Rs. lacs)	
		For the year ended 31.03.2024	For the year ended 31.03.2023
Chemicals		16,437.75	17,338.01
	TOTAL	16,437.75	17,338.01

28 Details of Purchase of Stock in Trade

		For the year ended 31.03.2024	For the year ended 31.03.2023
Chemicals		3,078.35	1,915.34
	TOTAL	3,078.35	1,915.34

29 Change in Inventories of Finished Goods, Work in Progress and Stock in Trade

		For the year ended 31.03.2024	For the year ended 31.03.2023
Inventories at end of the year			
Stock-in-Trade		1,022.11	944.03
Finished Goods		1,038.01	2,190.47
	(A)	2,060.12	3,134.50
Inventories at beginning of the year			
Stock-in-Trade		944.03	1,605.36
Finished Goods		2,190.47	1,888.44
	(B)	3,134.50	3,493.80
	(B)-(A)	1,074.38	359.30
	TOTAL	1,074.38	359.30

30 Employee Benefits Expense

		For the year ended 31.03.2024	For the year ended 31.03.2023
Salaries and Wages		4,317.29	3,432.22
Contribution to Provident and Other Funds		191.57	143.83
Gratuity		52.23	45.84
Staff Welfare Expenses		72.17	57.71
	TOTAL	4,633.26	3,679.61

31 Finance Costs

		For the year ended 31.03.2024	For the year ended 31.03.2023
Interest expense on:			
Interest on lease liabilities		83.32	53.49
Others		15.10	11.00
	TOTAL	98.42	64.49

ICA PIDILITE PRIVATE LIMITED

32 Depreciation and Amortization Expense

	(Amount in Rs. lacs)	
	For the year ended 31.03.2024	For the year ended 31.03.2023
Depreciation on Tangible Assets (Refer Note 3)	646.71	557.51
Amortization of Intangible Assets (Refer Note 5)	1,544.62	1,553.43
Depreciation on right of use assets (Refer note 3a)	310.11	208.17
TOTAL	2,501.43	2,319.12

33 Other Expenses

	For the year ended 31.03.2024	For the year ended 31.03.2023
Clearing, Forwarding and Octroi Duty	781.96	769.82
Rent	36.80	125.93
Rates and Taxes	69.57	9.59
Insurance	112.68	78.83
License fees	0.27	0.32
Repairs & Maintenance		
Buildings	9.40	16.13
Machinery	46.44	44.96
Others (Repairs)	28.16	25.76
Directors' Fees	5.70	3.70
Advertisement and Publicity	3,166.69	2,555.77
Legal, Professional and Consultancy fees	93.50	138.60
Donations	-	9.76
Communication Expenses	82.68	78.76
Printing and Stationery	18.28	20.56
Travelling and Conveyance Expenses	744.07	559.11
Bad Debts	9.70	26.71
Provision for Doubtful Debts	42.63	(27.91)
Processing and Packing Charges	474.97	429.27
Payments to Auditor (Refer Note 42)	12.67	11.25
Corporate Social Responsibility Expenses (Refer Note 47)	44.30	18.10
Net gain/(loss) arising on financial assets/Liabilities designated as at FVTPL	9.40	-
Net loss on foreign currency transactions and translation	35.92	45.85
Miscellaneous expenses	187.12	192.24
Contract Expenses	321.23	241.65
TOTAL	6,334.14	5,374.76

34 Other Exceptional items

	For the year ended 31.03.2024	For the year ended 31.03.2023
Other Exceptional Item (Net)	-	111.56
TOTAL	-	111.56

35 Other Comprehensive Income

	For the year ended 31.03.2024	For the year ended 31.03.2023
Actuarial (Gains)/losses	103.64	28.21
Tax effect on Other Comprehensive Income	(26.09)	(7.10)
TOTAL	77.56	21.11

36 Contingent Liabilities and Commitments

		(Amount in Rs. lacs)	
		As at	As at
		31st March, 2024	31st March, 2023
A) Contingent Liabilities not provided for:			
1	Guarantees given by Banks in favor of Customs Authorities for clearing goods under provisional assessment.	546.54	636.54
2	Claims against the Company not acknowledged as Debts comprise:		
a.	Custom Duty claim disputed by the Company related to classification.	833.21	833.21
b.	Custom Duty claim disputed by the Company related to Valuation	509.18	509.18
c.	Additional fine and penalty imposed on company, director and CEO	1,102.25	1,102.26
d.	Order Passed, by GST department	60.08	-
B) Commitments:			
(a)	Estimated amount of contracts, net of advances, remaining to be executed for the acquisition of property, plant and equipment and not provided for	266.67	64.58
(b)	Other Commitments - Non Cancelable Operating Leases (Refer Note 44)	NIL	NIL

37 Segment Information

The Company has determined its operating segment as Selling of Woodcoatings & Woodfinishes products, based on the information reported to the chief operating decision maker (CODM i.e. Managing Director of the Company) in accordance with the requirements of Indian Accounting Standard 108 - 'Operating Segment Reporting', notified under the Companies (Indian Accounting Standards) Rules, 2015.

38 Earnings Per Share (EPS)

The following reflects the Profit and Share data used in the Basic and Diluted EPS computations:

		As at	As at
		31st March, 2024	31st March, 2023
Basic and Diluted:			
Total Operations for the year / period			
Profit for the year		3,184	3,267
Weighted average number of equity shares for calculating basic and diluted EPS		66,61,920	66,01,920
Par value per share		10	10
Earning per share (Basic and Diluted)		67.80	49.03

39 Related Party Transactions

List of Related Parties

- (i) **Holding Company**
Pidlite Industries Ltd
- (ii) **Company having significant influence**
Industria Chimica Agrifina Spa (ICA)
Valspar (India) Coating Corporation Pvt Ltd
- (iii) **Follow Subsidiary**
Tenax Pidlite India Pvt. Ltd
- (iv) **Key Management Personnel**
- | | | |
|----|----------------------------|---------------------|
| a. | Shri Bharat Puri | Director |
| b. | Shri Prabhakar Jain | Director |
| c. | Shri Anvesh Pariccia | Director |
| d. | Smt. Gita Jagdish Sardesai | Director |
| e. | Shri Gautam Khurana | Director |
| f. | Shri Nagash Dalal | Additional Director |
| g. | Shri Peter Joseph Ppplite | Additional Director |

Transactions with Related Parties are as follows:

		2023-2024					2022-2023				
Nature of Transaction		Remuneration to Directors	Pidlite Industries Ltd	ICA	Tenax Pidlite India Pvt. Ltd	Valspar (India) Coating Corporation Pvt Ltd	Remuneration to Directors	Pidlite Industries Ltd	ICA	Tenax Pidlite India Pvt. Ltd	Valspar (India) Coating Corporation Pvt Ltd
a	Sales Works Contract Income/Others (Excluding Taxes)	NIL	7,613.53	15.03	33.51	21.09	NIL	7,426.56	20.74	17.27	NIL
b	Purchases and Other Services, Purchase of Materials/SAP AMC/Others	NIL	154.83	1,956.27	NIL	406.85	NIL	105.52	2,918.96	NIL	NIL
	Services/(Reimbursement)	NIL	11.95	-	NIL	1.05	NIL	16.68	-	NIL	NIL
	Sitting Fees	5.70	-	-	NIL	-	3.78	-	-	NIL	NIL
c	Outstanding Balances:										
	- Debtors (including advances)	NIL	1,477.28	-	-	24.88	NIL	1,187.45	-	13.30	NIL
	- Creditors	NIL	(145.20)	(850.56)	-	(491.17)	NIL	(76.01)	(875.95)	-	NIL
	- Net Receivable/(Payable)	NIL	1,332.08	(850.56)	-	(456.29)	NIL	1,111.44	(875.95)	13.30	NIL
d	Dividend Paid	NIL	3,076.74	2,817.99	NIL	NIL	NIL	229.12	200.85	NIL	NIL

Employee Benefits

General description of defined benefit plans :

Gratuity

The Company operates a gratuity plan covering qualifying employees. The benefit payable is the greater of the amount calculated as per the Payment of Gratuity Act or the Company scheme applicable to the employee. The benefit vests upon completion of five years of continuous service and once vested it is payable to employees on retirement or on termination of employment. In case of death while in service, the gratuity is payable irrespective of vesting.

Actuarial gains and losses in respect of defined benefit plans are recognised in the Financial statements through other comprehensive income.

Interest risk

A decrease in the bond interest rate will increase the plan liability.

Longevity risk

The present value of defined benefit plan liability is calculated by reference to the best estimate of the mortality of plan participants both during and after their employment. An increase in the life expectancy of the plan participants will increase the plan's liability.

Salary risk

The present value of the defined benefit plan liability is calculated by reference to the future salaries of plan participants. As such, an increase in the salary of the plan participants will increase the plan's liability.

Defined benefit plans – as per actuarial valuation

(Amount in Rs. lacs)

Particulars	31st March 2024	31st March 2023
Change in the present value of defined benefit obligation		
1 Present value of defined benefit obligation at the beginning of the year	223.78	168.54
2 Current service cost	36.98	34.07
3 Interest cost/income	15.25	11.77
4 Remeasurements (gains)/ losses included in OCI		
Actuarial (gains)/ losses arising from changes in demographic assumption	-	(10.39)
Actuarial (gains)/ losses arising from changes in financial assumption	2.40	3.34
Actuarial (gains)/ losses arising from changes in experience adjustment	101.24	35.26
5 Past Service cost	-	-
6 Benefits paid	(34.74)	(18.82)
7 Present value of defined benefit obligation at the end of the year	344.91	223.78

Net Asset/(Liability) recognised in the Balance Sheet as at

1 Present value of defined benefit obligation as at 31st March	344.91	223.78
2 Fair value of plan assets as at 31st March	-	-
3 Surplus/(Deficit)	344.91	223.78
4 Current portion of the above	40.27	34.36
5 Non current portion of the above	304.63	189.41

Actuarial assumptions

1 Discount rate	7.19%	7.38%
2 Attrition rate	Up to Service 5 years – 28.34%, Between Service 5 years to 10 years 18.38%, thereafter 3.12%	Up to Service 5 years – 28.34%, Between Service 5 years to 10 years 18.38%, thereafter 3.12%
3 Salary Escalation	Next year 12%, thereafter 7.5%	Next 2 years 10%, thereafter 7.5%

Expense recognised in the Statement of Profit and Loss for the year ended

1 Current service cost	36.98	34.07
2 Interest cost on benefit obligation (Net)	15.25	11.77
3 Total expenses included in employee benefits expense	52.23	45.84

Recognised in other comprehensive Income for the year

1 Actuarial (gains)/ losses arising from changes in demographic assumption	-	(10.39)
2 Actuarial (gains)/ losses arising from changes in financial assumption	2.40	3.34
3 Actuarial (gains)/ losses arising from changes in experience adjustment	101.24	35.26
4 Return on plan asset	-	-
5 Recognised in other comprehensive income	103.64	28.21

The estimate of future salary increases, considered in actuarial valuation, takes account of inflation, seniority, promotion and other relevant factors, such as supply and demand in the employment market.

The Company's contribution to Provident Fund and Employees State Insurance Scheme aggregating Rs.191.57/- (Lacs) has been recognised in the Statement of Profit and Loss under the head Employee Benefits Expense.

Actuarial gains and losses in respect of defined benefit plans are recognised in the Financial statements through other comprehensive income.

ICA PIDILITE PRIVATE LIMITED

Notes forming part of financial statements.

41 Disclosures required under Section 22 of Micro, Small and Medium Enterprise Development Act, 2006

	(Amount in Rs. lacs)	
	For the year ended 31st March, 2024	For the year ended 31st March, 2023
(i) Principal amount remaining unpaid to any SME supplier as at the end of the accounting year	1,650.05	1,557.56
(ii) Interest due thereon remaining unpaid to any supplier as at the end of the accounting year	-	-
(iii) The amount of interest paid along with the amounts of the payment made to the supplier beyond the appointed day	-	-
(iv) The amount of interest due and payable for the year	-	-
(v) The amount of interest accrued and remaining unpaid at the end of the accounting year	-	-
(vi) The amount of further interest due and payable even in the succeeding year, until such date when the interest dues as above are actually paid	-	-
TOTAL	1,650.05	1,557.56

The above information regarding dues to Micro and Small Enterprises has been determined to the extent such parties have been identified on the basis of information collected with the Company. This has been relied upon by the auditors.

42 Details of Payments to Auditor

	For the year ended 31st March, 2024	For the year ended 31st March, 2023
Audit fees	6.00	6.00
Tax Audit	1.50	1.50
Other Services:		
Transfer Pricing Audit Fees	0.50	0.50
Limited Review	3.00	3.00
Others	1.67	0.25
	12.67	11.25

ICA Pridlite PRIVATE LIMITED

43 Financial Instrument

1 Capital Management

The Company does not have any debts as on 31st March 2024

2 Categories of financial instruments

	(Amount in Rs. Lacs)	
	31st March 2024	31st March 2023
Financial assets		
Measured at Fair Value through Profit or Loss		
Forward foreign exchange contracts	-	-
Measured at amortised cost		
Cash and bank balances	785.16	677.35
Other financial assets	22,087.42	20,638.03
Financial liabilities		
Measured at Fair Value through Profit or Loss		
Measured at amortised cost	10,971.11	8,388.90

3 Financial risk management objectives

Liquidity risk management

Liquidity risk refers to the risk that the Company will encounter difficulty in meeting its financial obligation as they fall due. The Company's financial assets are higher than liabilities as on 31st March 2024

Credit risk management

Credit risk refers to risk that the counterparty will default on its contractual obligations resulting in financial loss to the Company. The Company has reputed customers due to which credit risk is very less.

4 Market risk

The Company's activities expose it primarily to the financial risk of changes in foreign currency exchange rates. The Company enters into forward foreign exchange contracts to manage its exposure to foreign currency risk of imports.

5 Foreign currency sensitivity analysis

The Company undertakes transactions denominated in foreign currencies; consequently, exposures to exchange rate fluctuations arise.

The carrying amounts of the Company's foreign currency denominated monetary assets and monetary liabilities at the end of the reporting period are as follows:

Particulars	FC value in Foreign Currency		FC value in INR Lacs.	
	31st March 2024	31st March 2023	31st March 2024	31st March 2023
Amounts payable in foreign currency on account of the following:				
EUR	9,46,771	10,57,992	854.68	940.52
USD	37,758	70,200	31.47	57.81

The Company is mainly exposed to the EUR.

The following table details the Company's sensitivity to a 2% increase and decrease against the relevant foreign currencies. 2% is the sensitivity rate used when reporting foreign currency risk internally to key management personnel and represents management's assessment of the reasonably possible change in foreign exchange rates. The sensitivity analysis includes only outstanding foreign currency denominated monetary items and adjusts their translation at the period end for a 2% change in foreign currency rates.

	EUR/USD Impact (Rs. in Lacs)	
	31st March 2024	31st March 2023
Impact on profit or loss for the year	17.72	19.97

(i) This is mainly attributable to the exposure to outstanding Euro receivables and payables at the end of the reporting period. In management's opinion, the sensitivity analysis is unrepresentative of the inherent foreign exchange risk because the exposure at the end of the reporting period does not reflect the exposure during the year.

Fair value of the Company's financial assets and financial liabilities that are measured at fair value on a recurring basis

Some of the Company's financial assets are measured at fair value at the end of each reporting period. The following table gives information about how the fair values of these financial assets are determined (in particular, the valuation technique(s) and inputs used).

Financial assets / financial liabilities	Fair values as at		Fair value hierarchy	valuation technique(s) and key input(s)
	31/03/2024	31/03/2023		
Investment in Mutual Funds	Various listed funds fair value of Rs. 7319 lacs	Various listed funds fair value of Rs. 7372 Lacs	Level 1	Quoted bid prices in active market

Fair value of the Company's financial assets and financial liabilities that are not measured at fair value (but fair value disclosures are required)

Except as detailed in the following table, the directors consider that the carrying amounts of financial assets and financial liabilities recognised in the financial statements approximate their fair values.

Particulars	(Amount in Rs. Lacs)			
	31st March 2024		31st March 2023	
	Carrying amount	Fair value	Carrying amount	Fair value
Financial assets				
Financial assets carried at Amortised Cost				
Inventories	4,336.69	4,336.69	5,109.15	5,109.15
Trade Receivables	10,318.43	10,318.43	8,074.84	8,074.84
Cash and cash equivalents	785.16	785.16	677.35	677.35
Loans	112.82	112.82	79.56	79.56
Others (Non current Assets)	209.26	209.26	169.29	169.29
Total	15,762.37	15,762.37	14,110.18	14,110.18
Financial liabilities				
Financial liabilities held at amortised cost				
Other Financial Liabilities	6,546.97	6,546.97	4,688.75	4,688.75
Other Current Liabilities (Statutory Remittances)	606.80	606.80	317.09	317.09
Provisions	81.58	81.58	70.34	70.34
Total	7,235.35	7,235.35	5,076.18	5,076.18

ICA PIDILITE PRIVATE LIMITED

Note 44 : Leases

Impact of adoption of Ind AS 116 on the statement of profit and loss :

Particulars	(Amount in Rs. Lacs)
	For the year ended March 31, 2024
Interest on lease liabilities (Refer Note 31)	83.32
Depreciation of Right-of-use assets (Refer Note 32)	310.11
Income on account of Modification impact	-
Deferred tax (credit)	(10.91)
Impact on the statement of profit and loss for the period	382.52

Expenses related to short term lease incurred during the year	36.80
---	-------

As at 31st March 2024	Less than 1 year	1-5 years	More than 5 Years	Total	Carrying Amount
Lease Liability (undiscounted)	410.80	807.81	-	1,218.62	1,080.25

ICA PIDDILITE PRIVATE LIMITED

- 45 Taxes
1 Deferred Tax
B 2023-24

Deferred tax assets/(liabilities) in relation to:

(Amount in Rs. Lacs)

	Opening Balance	Recognised in Profit and Loss	Closing balance
Property, Plant and Equipment	(517.87)	(39.99)	(557.86)
Intangible Assets	(712.02)	235.86	(476.16)
Right of use of Assets	(210.35)	(39.16)	(249.52)
Others	221.81	50.07	271.88
Provision for Employee Benefits	88.94	42.96	131.90
Carried forward Business Losses	-	-	-
Allowance for doubtful debts	61.78	10.73	72.51
FVTPL Financial Assets	(44.67)	(39.26)	(83.93)
Total	(1,112.38)	221.20	(891.18)
Tax on OCI	25.03	26.09	51.12
Total	(1,087.35)	247.29	(840.06)

- b 2022-23

Deferred tax assets/(liabilities) in relation to:

	Opening Balance	Recognised in Profit and Loss	Closing balance
Property, Plant and Equipment	(458.59)	(59.28)	(517.87)
Intangible Assets	(799.05)	87.03	(712.02)
Right of use of Assets	(220.37)	10.02	(210.35)
Others	130.30	91.51	221.81
Provision for Employee Benefits	66.83	22.11	88.94
Carried forward Business Losses	1,003.92	(1,003.92)	-
Allowance for doubtful debts	69.06	(7.29)	61.78
FVTPL Financial Assets	(4.30)	(40.36)	(44.67)
Total	(212.21)	(900.17)	(1,112.38)
Tax on OCI	17.93	7.10	25.03
Total	(194.28)	(893.07)	(1,087.35)

- 2 Income Tax

- a Income tax recognised in profit or loss Year

	As at 31st March 2024	As at 31st March 2023
Current tax		
In respect of the current year	1,616.26	200.57
Total	1,616.26	200.57
Deferred tax		
In respect of the current year	(221.20)	900.17
Total	(221.20)	900.17
Total income tax expense recognised in the statement of Profit and Loss	1,395.06	1,100.74

- b The income tax expense for the year can be reconciled to the accounting profit as follows:

	As at 31st March 2024	As at 31st March 2023
Profit before tax	5,578.85	4,367.27
Income tax rate (%)	25.17%	25.17%
Income tax expenses	1,404.20	1,099.24
Effect of expenses that are not deductible in determining taxable profit	14.95	10.37
Others	(24.10)	(8.87)
Income tax expense recognised in profit or loss	1,395.06	1,100.74

- 46 **Event after reporting period**
No such event is to report.

47 **Corporate Social Responsibility**

As per Section 135 of the Companies Act, 2013, a Company, meeting the applicability threshold, needs to spend at least 2% of its average net profit for the immediately preceding three financial years on corporate social responsibility (CSR) activities. The areas for CSR activities are eradication of hunger and malnutrition, promoting education, art and culture, healthcare, destitute care and rehabilitation, environment sustainability, disaster relief and rural development projects. A CSR committee has been formed by the Company as per the Act. The funds were primarily allocated to a corpus and utilized through the year on these activities which are specified in Schedule VII of the Companies Act, 2013.

	As at 31.03.2024	As at 31.03.2023
a. amount required to be spent by the Company during the year	44.30	18.10
b. amount of expenditure incurred	44.30	18.10
c. total of previous years gain	-	-
d. reason for shortfall	NA	NA

- 48 There are no cases of any undisclosed income in the financial statements.
- 49 As per the terms of working capital sanctioned by the bank, the company has submitted the books debts and stock statement on monthly basis to Bank. Further the book debts and stock statements submitted to the bank are in agreement with the books of accounts and there are no discrepancies in the same.
- 50 The company has not advanced or loaned or invested funds (either borrowed funds or share premium or any other sources or kind of funds) to any other person(s) or entity(ies), including foreign entities (Intermediaries) with the understanding (whether recorded in writing or otherwise) that the Intermediary:
- directly or indirectly lend or invest in other persons or entities identified in any manner whatsoever by or on behalf of the company (Ultimate Beneficiaries) or
- provide any guarantee, security or the like to or on behalf of the Ultimate Beneficiaries.
- 51 The company has not received any fund from any person(s) or entity(ies), including foreign entities (Funding Party) with the understanding (whether recorded in writing or otherwise) that the company shall
- directly or indirectly lend or invest in other persons or entities identified in any manner whatsoever by or on behalf of the Funding Party (Ultimate Beneficiaries) or
- provide any guarantee, security or the like on behalf of the Ultimate Beneficiaries.
- 52 There are no delays in registrations of any charges or satisfactions with Registrar of Companies.
- 53 The company has not traded or invested in crypto currency or virtual currency during the current year and previous year.
- 54 The company has not entered any transactions in companies that were struck off under the relevant sections of the Companies Act 2013.
- 55 The company has obtained working capital limit from the bank, however the Company has not utilized the same during the year.
- 56 The company has not given any loans and advance to Promoters, Directors, KMPs or Related parties.
- 57 No proceedings have been initiated or pending against the company for holding any benami property under the Benami Transactions (Act, 1988 45 of 1988 the Rules made thereunder).
- 58 Company is not being declared wilful defaulter by any bank or financial institution or other lender.
- 59 Previous period's figures are regrouped to make them comparable with those of current period, wherever applicable.
- 60 The company has proposed Buyback of equity shares 5,46,120 nos. @ Rs.430/- and meeting of buyback committee is held on 29th March'2024.
- 61 **Approval of financial statements**
The financial statements were approved for issue by the board of directors on 29th April 2024.

ICA PIDILITE PRIVATE LIMITED

62 Key Financial Ratios

Ratios	Numerator	Denominator	As at March 2024	As at March 2023	% Change	
a Current Ratio	Current Assets	Current Liabilities	2.07	2.54	-18.61%	1
b Debt Equity Ratio	Total Debts	Total Equity	0.00	0.00	0.00%	
c Debt service coverage ratio	EBITDA	Interest on borrowings	76.17	99.82	-23.69%	2
d Return on equity ratio	PAT	Average Total Equity	16.84%	13.31%	26.52%	3
e Inventory turnover ratio	COGS	Average Inventory	4.36	3.89	11.99%	
f Trade receivable turnover ratio	Sales of products	Average Trade receivables	4.25	4.82	-11.89%	
g Trade payables turnover ratio	COGS	Average trade payables	5.72	5.98	-4.43%	
h Net capital turnover ratio	Sales of products	Working Capital (Current Assets- Current Liabilities)	3.17	2.62	21.11%	4
i Net profit ratio	Profit Before tax (PBT)	Sales of products	14.28%	12.40%	15.19%	3
j Return on capital employed	Profit before interest and tax (PBIT)	Average Capital employed	22.59%	16.10%	40.36%	3
k Return on Mutual Fund	Income during the year	Time weighted average of investments	8.47%	6.81%	24.38%	3

- 1- On account of increase in current liabilities
2- On account of increase in Interest Expenses.
3- On account of increase in profit.
4- on account of increase in SALES of products